



Tottenham Hotspur

Youth Engagement Site

Mike Green,
UX Doco London Ltd

This document has been prepared for limited distribution within **THFC**. This document contains materials and information that Doco London. considers confidential, proprietary, and significant for the protection of its business. The distribution of this document is limited solely to those full-time **THFC** employees, either actively involved in evaluation and selection of Doco London the firm to conduct this assignment, or those that will be involved with the program described within.

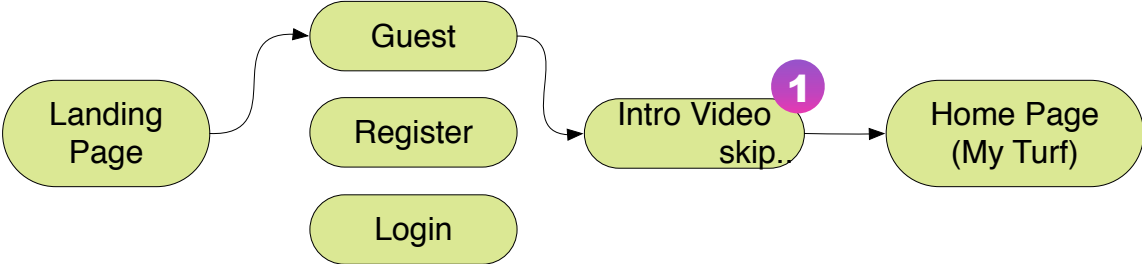
Table of Contents

3	User Journey Landing Page
4	User Journey Home Page
5	Logged in Player - THFC One Hotspur & CRN
6	Redemption Vouchers
7	Sell and Gift Virtual Props
8	Non Logged Player Registration
9	Non Logged Player Registration - No Lockout Option
10	Data Flow Backend
11	Tottenham Administration External Code Generation - Dashboard
12	Code Retrieval - 1-To Many - Dashboard
13	Code Retrieval - 1-To-1 - Dashboard
14	
15	
16	
17	
18	
19	
20	
21	
22	
23	
24	
25	
26	
27	
28	
29	
30	
31	
32	

33	
34	
35	
36	
37	
38	
39	
40	
41	
42	
43	
44	
45	
46	
47	
48	
49	
50	
51	
52	
53	
54	
55	
56	
57	
58	
59	
60	
61	
62	

1 - Guest Player

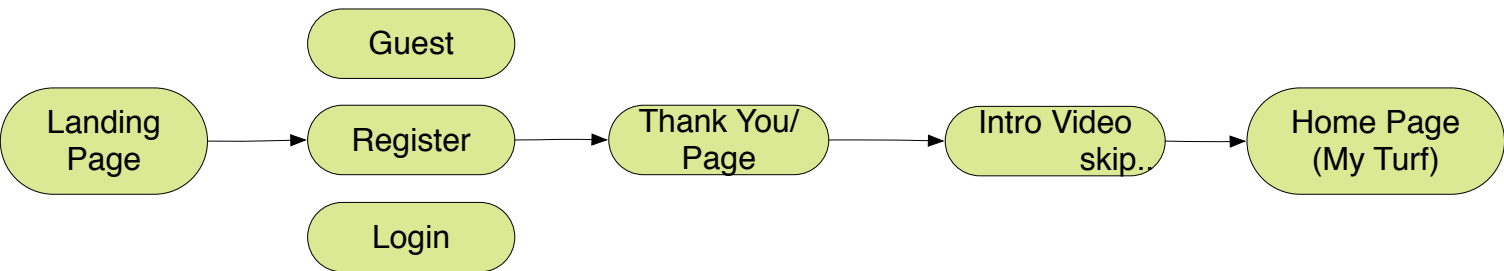
Entering the Site as a Guest player



- 1 Players will have the option to skip the intro video and go directly to the Home Page (My Turf)
- 2 On submission of the CRN number the site interrogates the Sports Alliance db to confirm the data.
- 3 If the number is either incorrect or not unique an appropriate error message is displayed. The player cannot pass this point without the correct data or without removing the CRN number from the registration.
- 4 Once all validations have been satisfied the player will continue through the video to the (My Turf) home page.

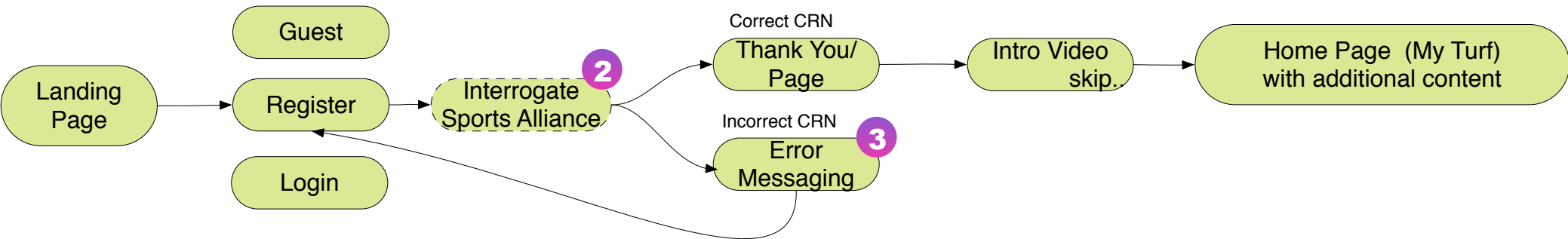
2 - Registering Player without CRN

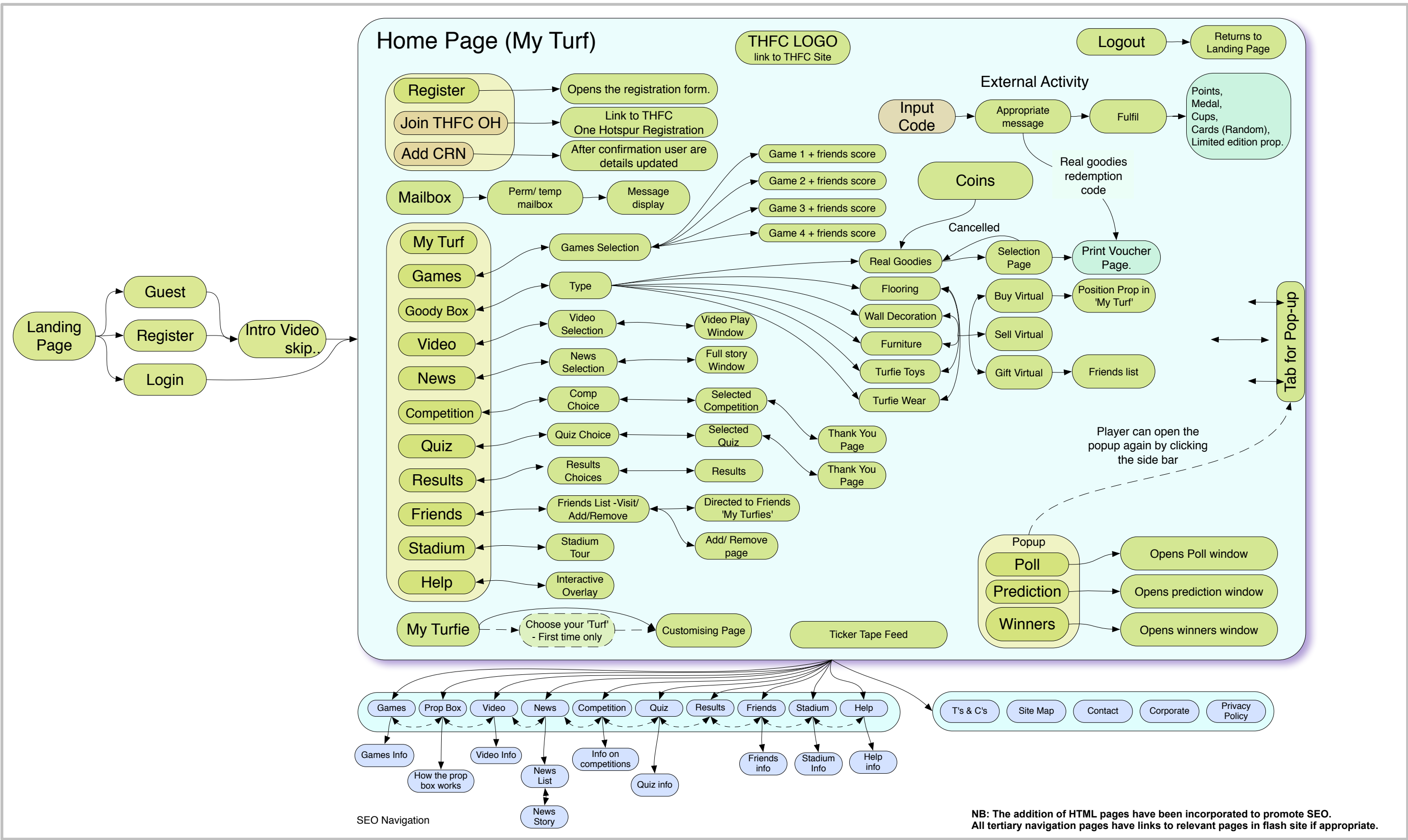
Entering the Site through registering - Without a CRN



3 - Registering Player with CRN

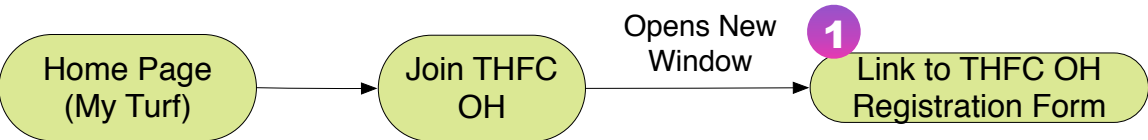
Entering the Site through registering - With CRN





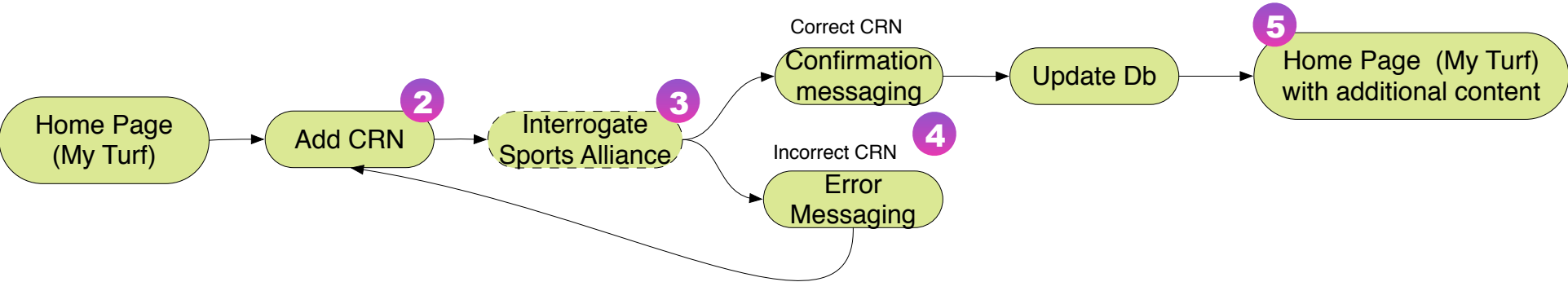
NB: The addition of HTML pages have been incorporated to promote SEO.
All tertiary navigation pages have links to relevant pages in flash site if appropriate.

4 - Registering for THFC One Hotspur



5 - LP with new CRN number

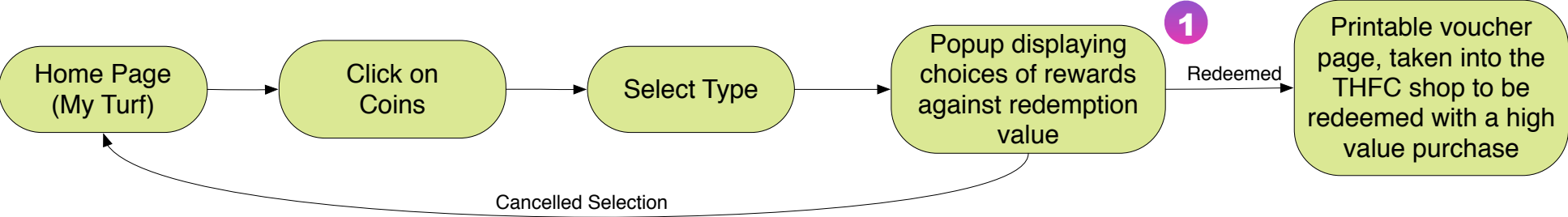
LP with new CRN number



- 1 Once the player clicks on the join THFC OH link a new window will open allowing the player to sign up for the Tottenham Hotspur Football Club One Hotspur, once they have finished the registration and close their current window, the 'Turfies' site will remain open.
- 2 When a player who has already registered as an LP on the 'Turfies' site becomes a THFC OH member and receives a CRN number, they can add this number to their 'Turfies' account.

By adding the CRN band submitting the number in the 'Add CRN' filed on the 'Home Page'.
- 3 On submission of the CRN number the site interrogates the Sports Alliance db to confirm the data.
- 4 Provided the data is validated in the Sports Alliance Db the CRN number is accepted and our Db is updated to reflect the players new status. If the number is either incorrect or not unique an appropriate error message is displayed.
- 5 Once all validations have been satisfied the player will be able to continue playing, additional content, props or cards will have been added to their statistics.

6 - Redeem Experience Rewards/ Coins (From Shop)



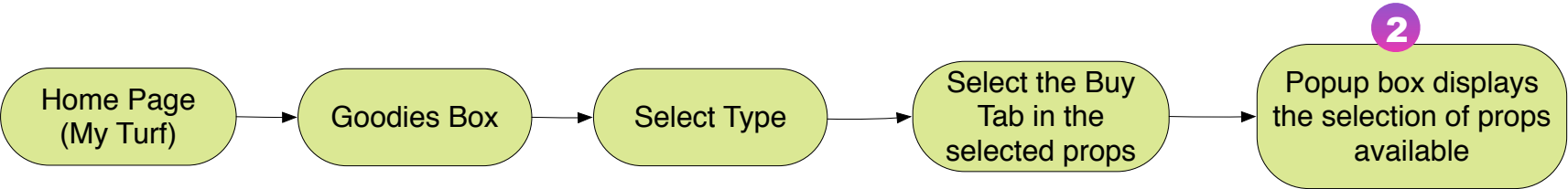
1 The popup window will display a selection of gifts available with their associated cost value, this will be displayed with an example of what has to be purchased with it.

Once the player had completed and confirmed their selection, a printable voucher page pops up. This allows the child the print off the voucher with the code embedded.

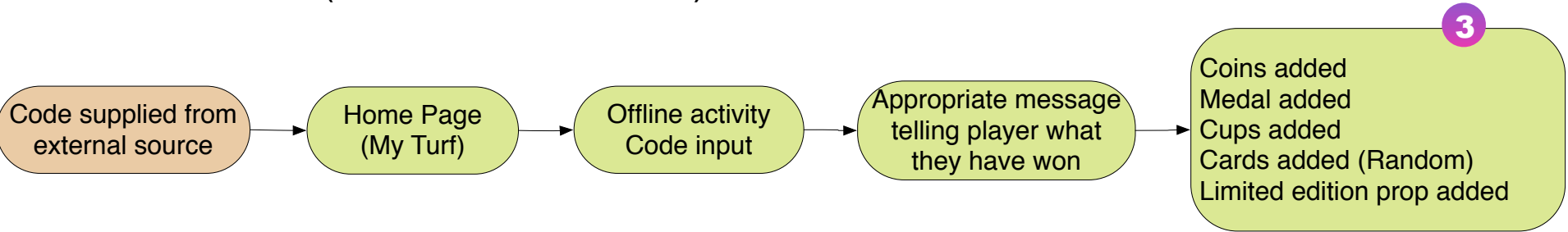
2 The Popup box displays the selection of props available. The purchase button for props that the player cannot afford will be greyed out, allowing the player to purchase only props they can afford.

3 Coins added to coins total
Medal added to trophy cabinet, view jumps to medal in the cabinet
Cups added to trophy cabinet, view jumps to cup in the cabinet
Player statistic Cards added to Top Trump cards, view jumps to cards
Prop added to players prop box, overlay opens in players prop box
Limited edition prop added to players prop box, overlay opens in prop box

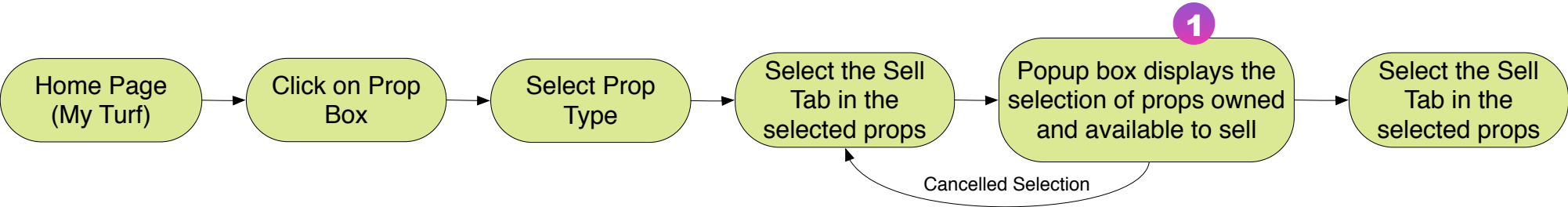
7 - Redeem Experience Rewards/Coins (From Site)



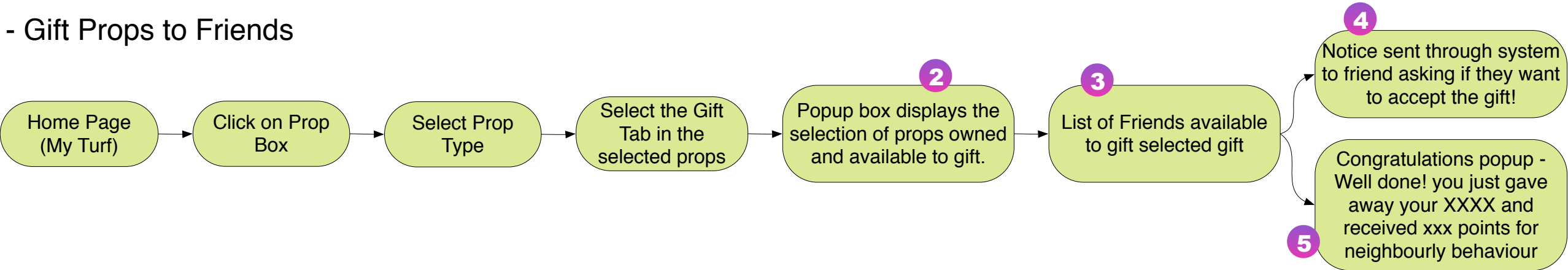
8 - Redeem Rewards (From external codes)



7 - Sell Props back to Prop box



8 - Gift Props to Friends



Page Notes

- 1

User registration input fields, once the user populates the username field, the system checks to ensure this is a unique name, if the name already exists the system will disallow the name. - '?' on CRN opens a help menu where to find CRN number information.
- 2

User input data is verified to ensure that both passwords are identical, both email addresses are identical and unique to the database and that all form field requirements have been satisfied.
- 3

Suggested Error messaging:
Nickname/Screen Name: Awe Sorry! that name is already taken please try another one.
Missing Field: Oops there is something missing.
Age: Oh! so sorry you're too young
Birthday: (drop down menu) You forgot your birthday
Are you a boy or a girl?: Oops there's something missing.
Different email addresses: Oh no! we already have this email address please try a different one.'s
Different Passwords: Oh no! your passwords are different please try again.
- 4

Submit - not active - see point 4

Once the data criteria has been satisfied the submit button will be activated allowing the user to submit their details, all data is sent to the database for processing and storing.
- 5

An email is sent to the supplied email address (content to be finalised) but will have links to:
Delete the account completely
Opt in to allow the opt in/out of correspondence (default is set to out)
NB: it should also be noted that should the child not play as an LP for a period of 6 months (TBC) their account is closed and all data is deleted.
- 6

Once the criteria has been satisfied and the form has been submitted a 'Thank You' page is displayed.
- 7

The child's account is set up ready to play.
- 1a

Returning registered users input their screen name and password to login
- 2a

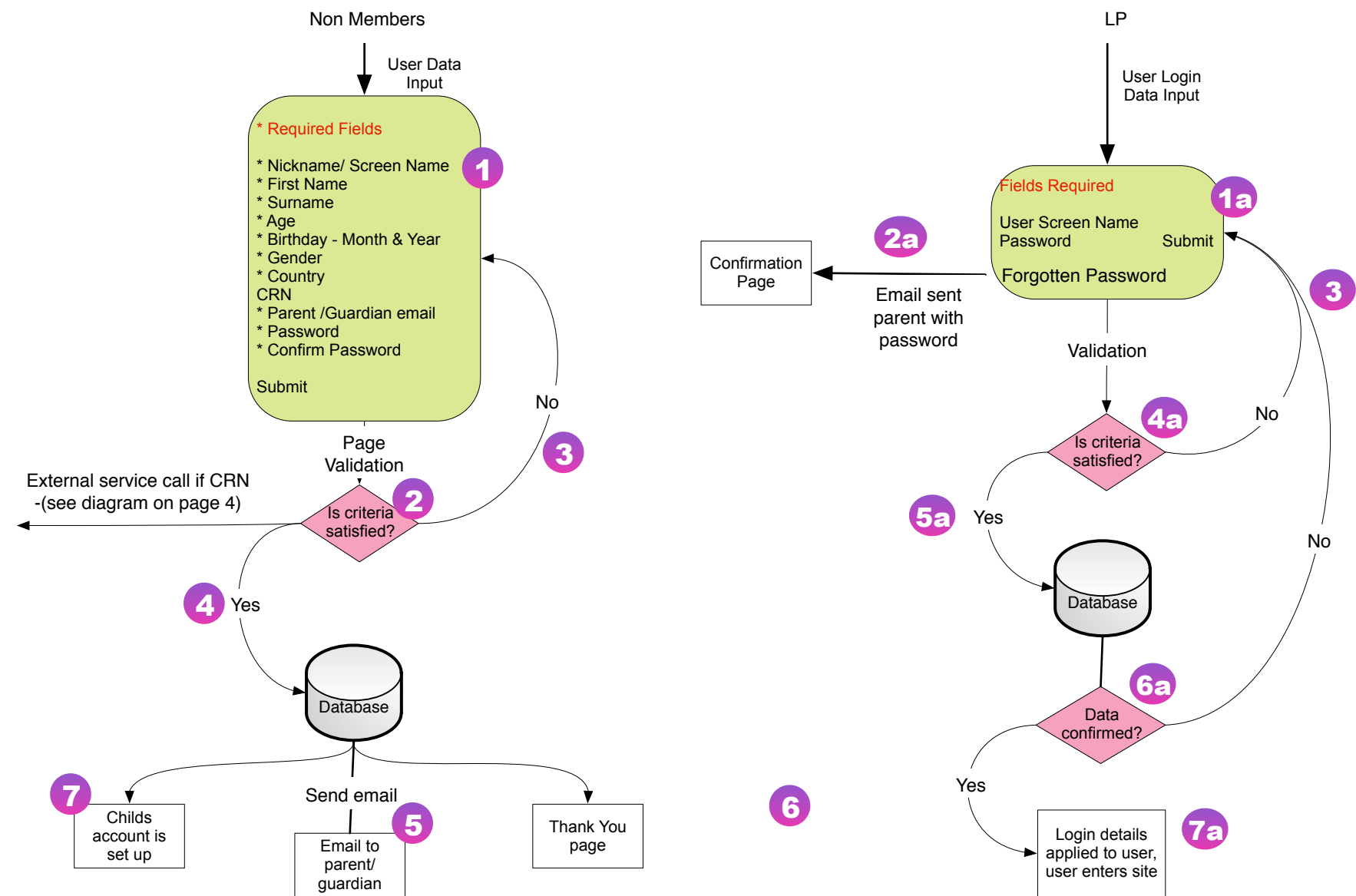
On submission of forgotten password, an email is sent to the supplied email with the password and a confirmation page lets the player know to ask their parent for the password.
- 4a

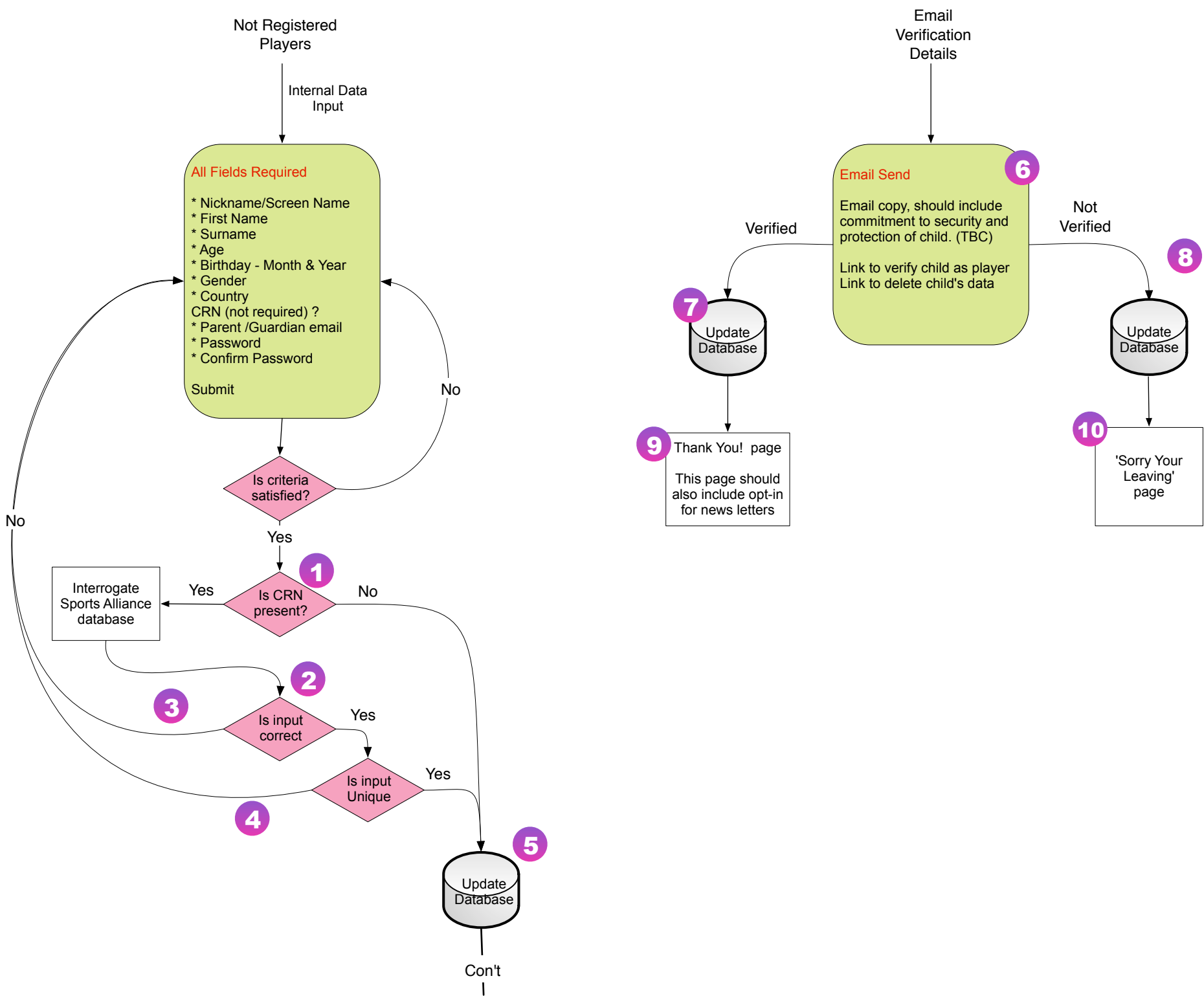
Both login fields are checked and validated.
- 5a

Once the data criteria has been satisfied the submit button will be activated allowing the user to submit their details, all data is sent to the database for verification.
- 6a

If incorrect login details are supplied, an error message will be displayed: Sorry wrong email or password please try again.
- 7a

Childs is logged into the site and their saved progress status is loaded into the HUD of the game.

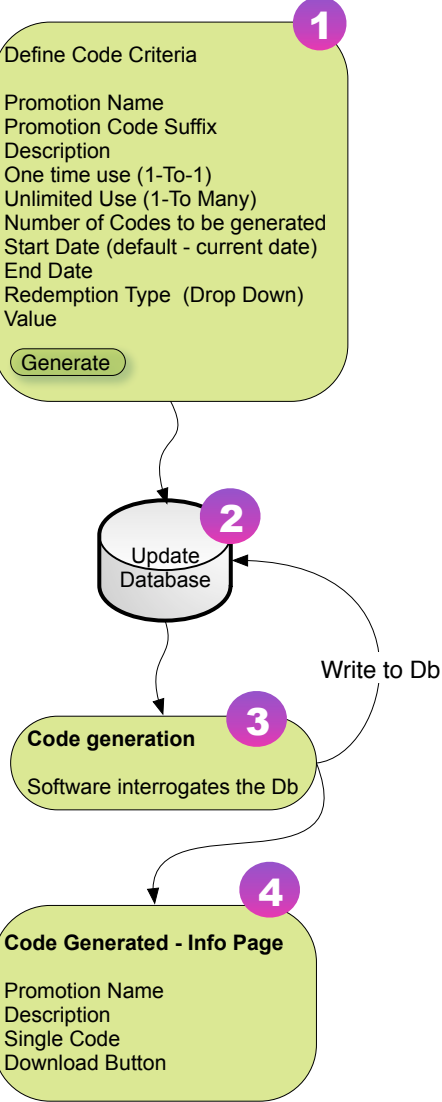




Page Notes

- 1
- If a THFC OH (One Hotspur) membership number has been input, the system will interrogate the Sports Alliance database for a matching code.
- 2
- Boolean test, has CRN been found?
- 3
- Suggested Error messaging after interrogating the Sports Alliance Db:
The system will only check to ensure number is validated and is a THFC OH junior member.
CRN not found: Oh no! we can't find that number, if you just joined please try again tomorrow, or try retyping your number.
- 4
- If the entered code has already been used, then an appropriate error message with contact details is displayed.
- 5
- Once all criteria have been satisfied and submitted the database is updated.
- 6
- Once an application to join 'The Turfies' has been made an email is sent to the supplied parent / guardian email address. The copy should reflect that we are committed to child safety. Additional information should be the child's login details and password.
- We should have links to:
Verify the account
Delete account and all information stored
- Player Safety information
Terms of Use
Support@turfies.com (in case parent wants to ask a question)
- It should also be highlighted that should the parent/guardian take no action the child will not be able to play after 15 days and their details will be deleted after 6 months (TBC).
- 7
- Once the child's account has been verified by the parent/ guardian the time restriction is lifted from the account and the Db is updated.
- 8
- Non verified accounts have 3 states.
1. Non verified but within time restriction - account is open and the child can access the site as a member.
2. Non Verified but within 6 month time limit - account is locked and cannot be accessed without the parent/guardian taking action.
3. Non Verified account outside the 6 month time limit - account details are removed from the database.
- 9
- Taking positive action from the email will take the person to a Thank You page.
- This page will be fully documented in the wireframes but should include opt in for newsletters.
- 10
- Taking negative action from the email will result in a 'Sorry you're leaving' page.
- It should inform the person that all personal details supplied have been deleted.

Code Generation
through TA interface



Code Generation
Examples

Scoreboard Score > (1-To Many)

Code that expires at 13:00 on Sunday 17th. A single code which can be used by an infinite amount of users.

Tottenham High Street > (1-To Many)

Code that does not expire. A single code which can be used by an infinite amount of users.

Saturday School > (1 To 1)

The code does not expire but can be used only once by a single person.

Page Notes

Unique codes will be generated through the TA (Tottenham Administration) control panel. By means of filling in the criteria required for each respective promotion the TA will be able to quickly and simply generate codes as required.

Full requirements criteria will be documented at scoping phase.

1 In order to generate a code the user need to inputs the code criteria.

Promotion Name - The user has a free form text field which allows the user to input a relevant unique promotional name.

Promotion Code - The user is prompted to input a promotional code which will be used as part of the final generated code identifier.

Description - Promotion identifier, free text field to allow TA to put in a relevant promotion description.

1-To-1 / 1-To Many - The code can be generated in one of two states, 1-To-1 allows the moderator to generate a code that one person can use i.e. 1 code 1 use. 1-To Many allows the moderator to generate one code which many people can use.

Number of Codes - Input number field allows the administration to decide the quantity of codes that will be required, (NB:this is only applicable for 1-To-1)

With Dates - A drop down menu allows the TA to choose between open ended promotions without a start/end date or a date specified promotion.

Start Date - Admin can schedule a start date for the promotion, the default setting will be set to the current date.

End Date - Enables the TA to determine the duration of the promotion.

Redemption Type - (TBC) Points, Medal, Cups, Cards (Random), Limited edition prop.

Value - The points value of the is only applicable if the TA chooses points as the redemption criteria.

Generate - submits the code criteria to be generated.

2 Input criteria saved to Db

3 Code generation

Software interrogates the Db and generates the code based on predefines Algorithms.

4 Once the information has been processed and the code has been generated a code generation information page is displayed:

Promotion Name
Promotion Description
Generated Code (If single code number only)
Download CSV button - this allows the user to download a CSV file to a location of their choice.

Page Notes

The TA dashboard interface allows the user to retrieve pre-generated numbers. Within the panel the TA is presented with 2 options.

1 The TA chooses the option of 1-To Many (one code can be used with many people).

If the TA knows the promotion name they can type in the information directly into this input field and click on the 'Retrieve' button to view the information.

A 'View Promotions' button allows the TA to a list view all 1-To Many files in the Database.

The promotion input field can be left blank if the user chooses to 'View Promotions' in this case the resultant view will be of all promotions if the type requested.

If no promotion type has been requested then all promotions in the database will be displayed.

2 Users choice of data retrieval.

3 Database interrogated for file name requested.

4 File name entered has not been found in the database, error message is displayed: TBC.

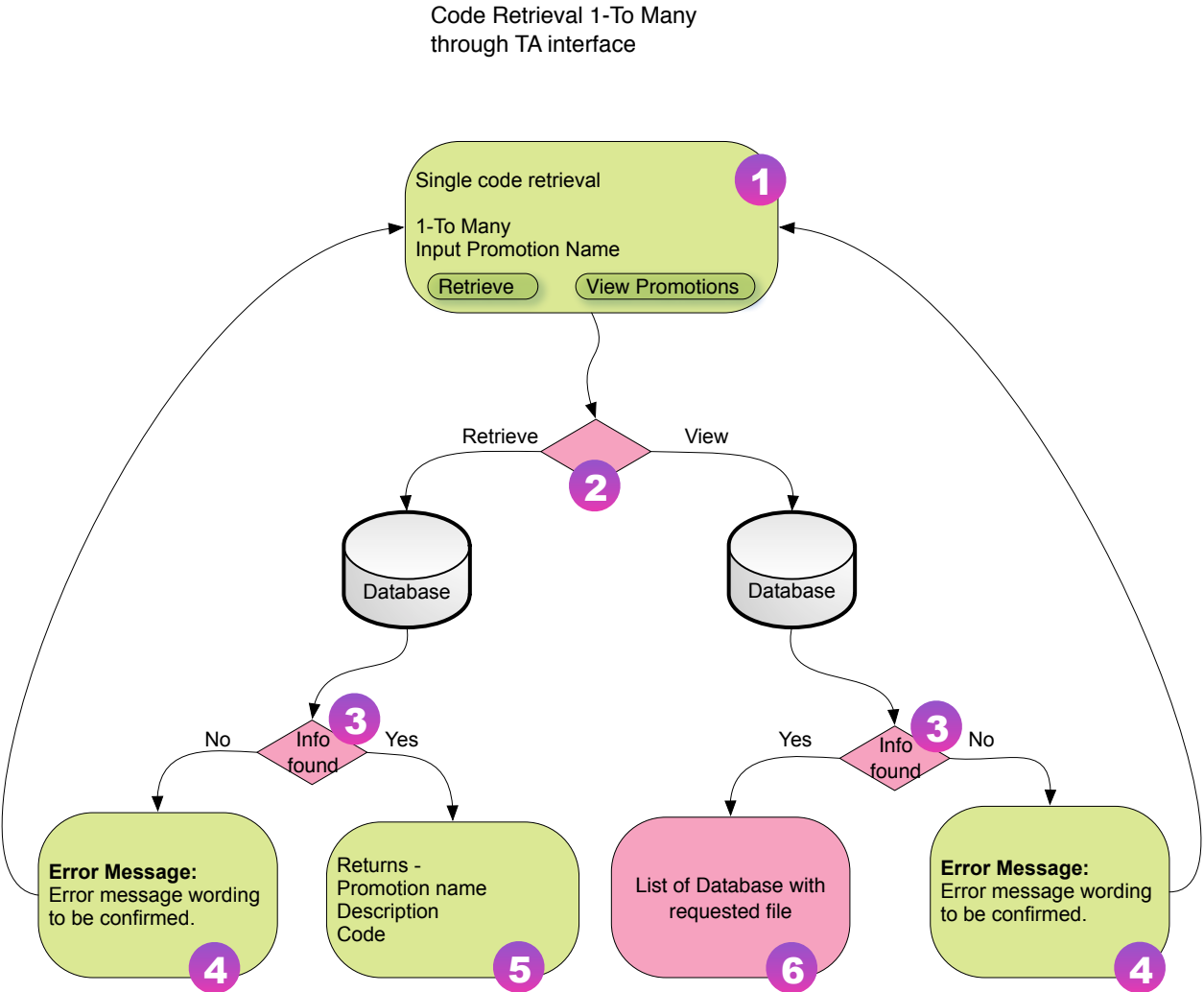
Sorry, the requested file was not found, Please check the file name and try again.

5 The requested file has been found in the database and returned:
File name/ promotion code
Campaign description
Unique code.

6 The requested file has been found in the database and displays the file within the database.

File name/ promotion code
Campaign
Unique code.

If no filename or type has been requested all files will be displayed.



Page Notes

1 The TA chooses to retrieve the option of 1-To-1 (Single use code whereby one code will be used per person).

If the TA knows the promotion name they can type in the information directly into this input field and click on the 'Download' button to download a CSV file

A 'View Promotions' button allows the TA to a list view all 1-To-1 files in the Database.

The promotion input field can be left blank if the user chooses to 'View Promotions'. In this case the resultant view will be of all promotions if the type requested.

If no promotion type has been requested then all promotions in the database will be displayed.

2 Users choice of data retrieval.

3 Database interrogated for file name requested.

4 File name entered has not found in the database, error message is displayed: TBC

Sorry, the requested file was not found, please check the file name and try again.

5 The requested file has been found in the database and returned:
File name/promotion code
Campaign description
CSV download button

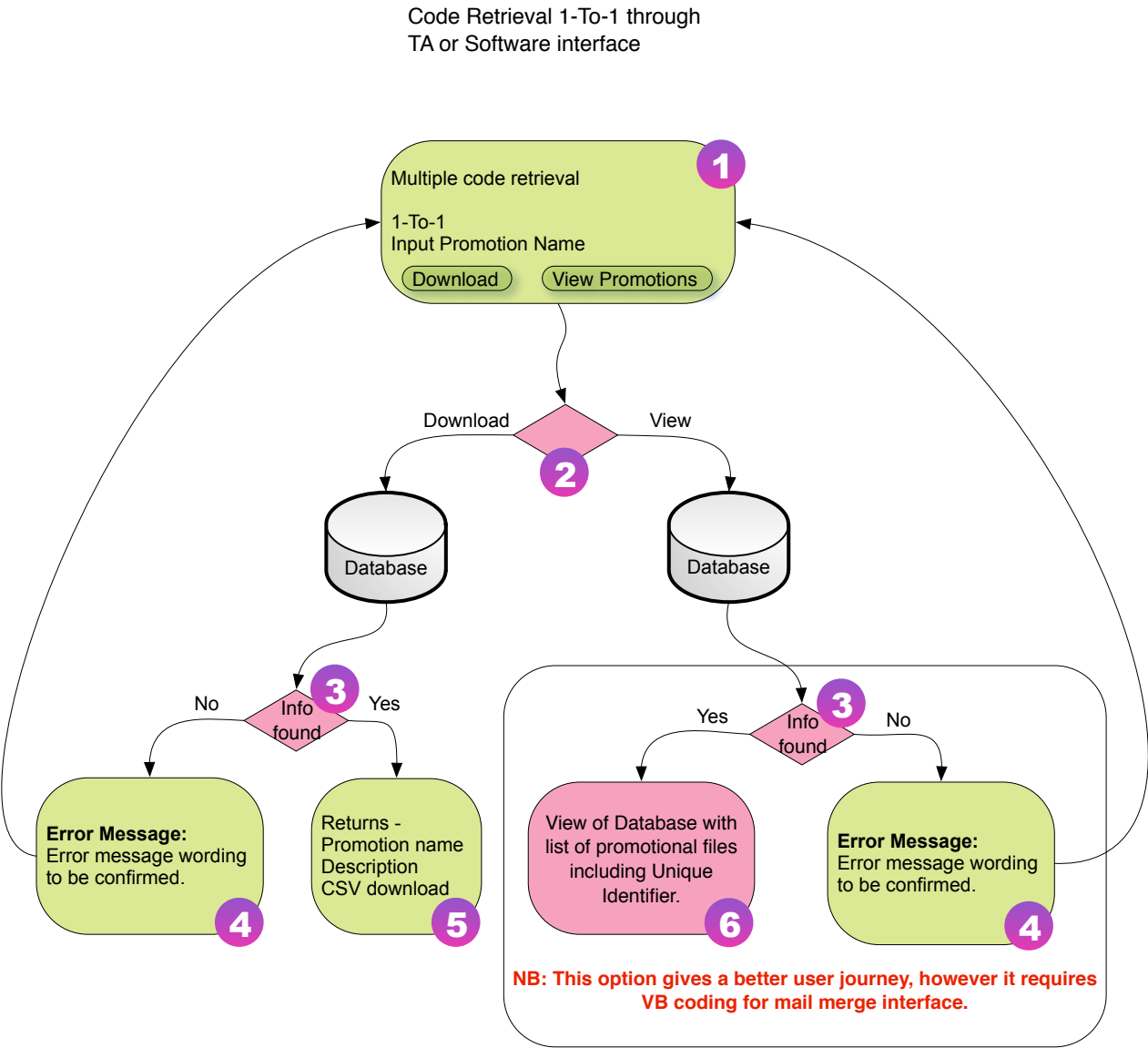
User is given a choice of where to save the CSV file.

6 The requested file has been found in the database and displays the file within the database.

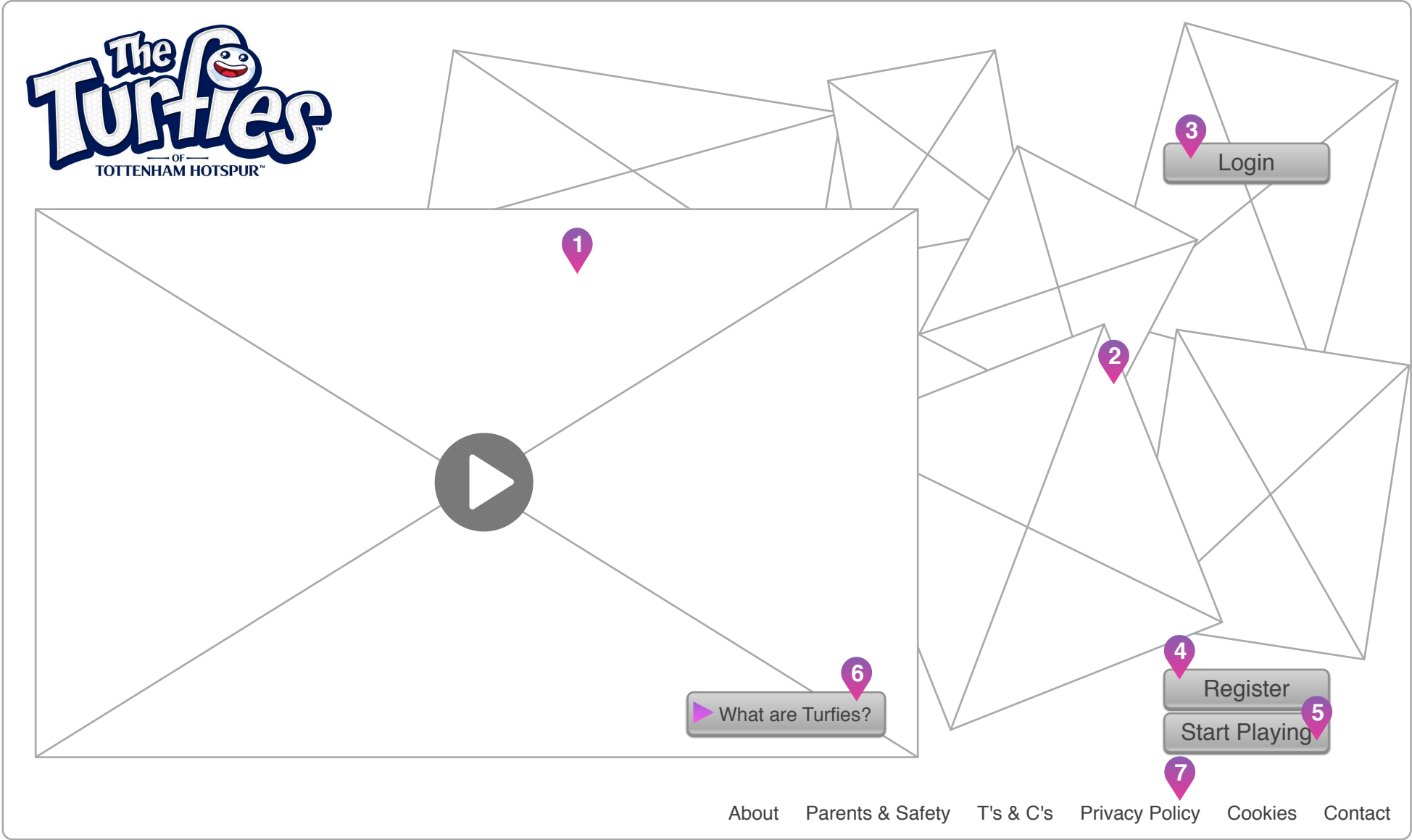
File name/ promotion code
Campaign
Unique code

If no filename or type has been requested all files will be displayed.

NB: When all files are displayed in the database, type '1-To Many' will have their unique code displayed in the file list, while the promotion type 1-To-1 will have their NID displayed together with a download button



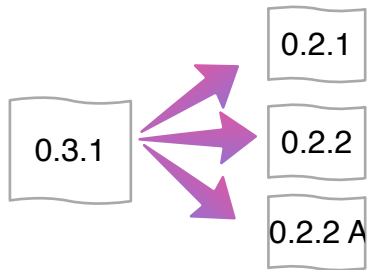
Landing Page




Page Notes

- 1 Large image of Turfie in it's home.
- 2 Collection of small images of the Turfies some of which have simple animations either through visitor interaction or time loop. (ref: 0.2.1)
- 3 Login Button allows registered users to enter the site as logged in players.
- 4 The registration button takes the user to the Turfies registration form. (ref: 0.2.2)
- 5 Clicking guest allows the user to log in as an anonymous participant and takes them to the play area via 'The Turfies' video. Player cannot save any points, tokens or stats by entering this way. (ref: 0.0)
- 6 Player who wish to learn more about what a 'Turfie' is before committing to become a member can click this link to watch a short introduction video. Which plays in window '1'
- 7 Footer links open a static HTML page.

Note - look at playback on handheld devices MP4
Possibility of A/B testing on button position (registration)



Login



1

2

2

3

4

Screen Name

Forgotten Screen Name

Password

Forgotten Password

Forgotten Password

Not a Turfie? ... Click Here

Submit

What are Turfies?

Register

Start Playing

About

Parents & Safety

T's & C's

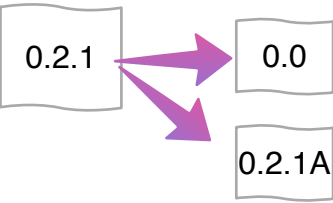
Privacy Policy

Cookies

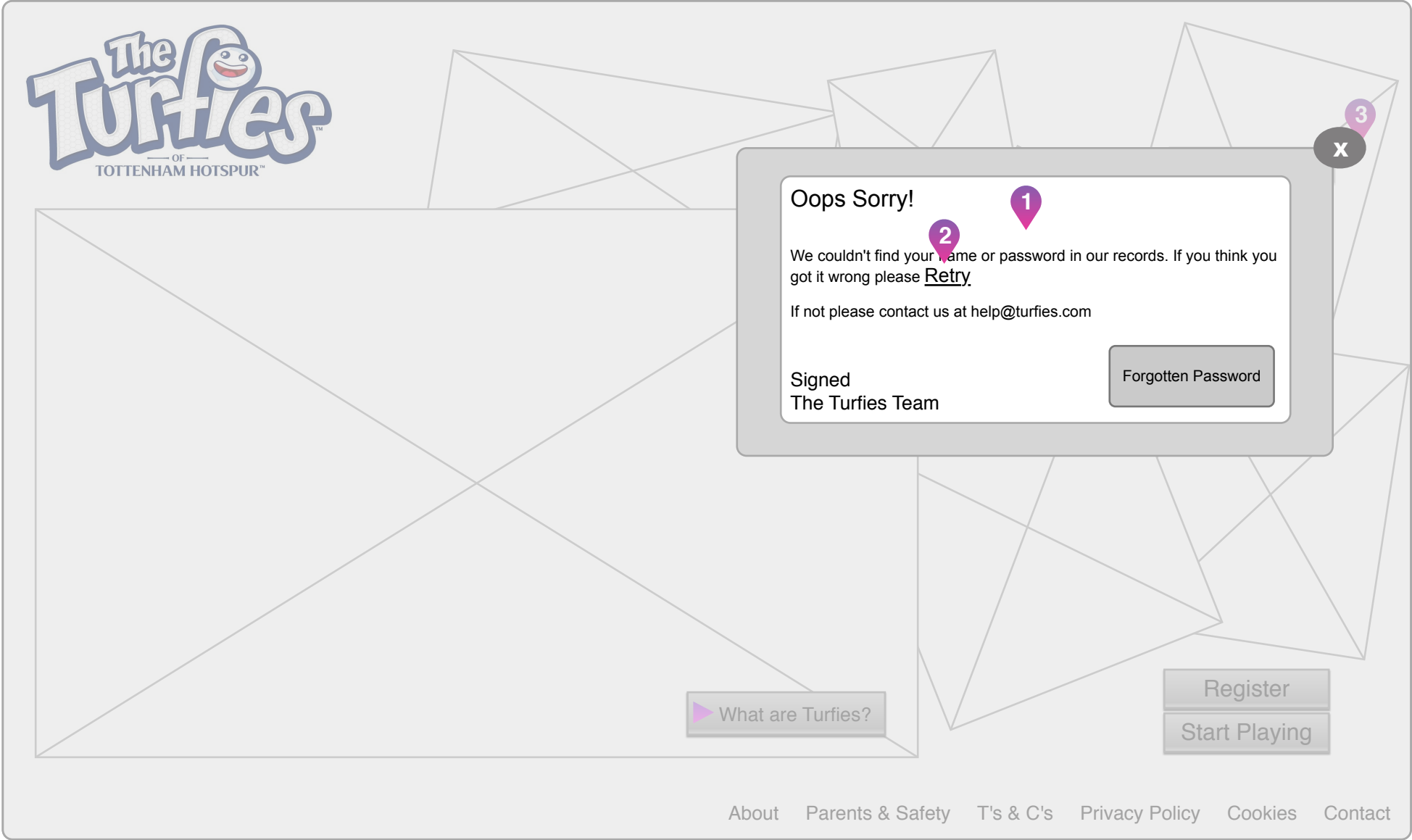
Contact

Page Notes

- 1
- Clicking on the Login link opens a window which grows right and down from the Login button.
- 2
- Login requires 2 mandatory fields to be filled in, the players screen name and password are input and validated against the Db.
- 3
- Clicking submit validates the details against the Db, if both sets of information correlates against the Db the players details are updated and the player gains access to the site If information is incorrect the popup changes and an error messages are displayed. (Ref: 0.2.1A)
- 4
- Clicking the 'X' closes the window, taking the player back to the original landing page.

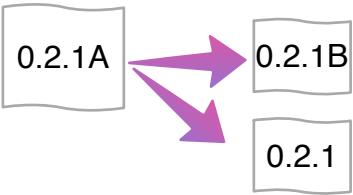


Error Messaging



Page Notes

- 1 The window changes to display an error message, Clicking the Retry link takes the user back to login popup.
- 2 Clicking the 'Retry' takes the player back to the Logon popup. (Ref: 0.2.1)
- 3 Clicking the 'X' closes the window, closes all popup windows

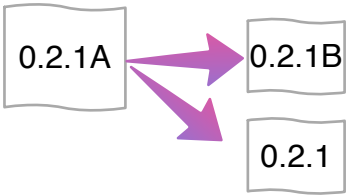


Thanks You Page




Page Notes

- 1 The window changes to display an error message, Clicking the Retry link takes the user back to login popup.



Forgotten Password



1

Screen name

Please submit your screen name

Submit

X

▶ What are Turfies?

Register

Start Playing

About

Parents & Safety

T's & C's

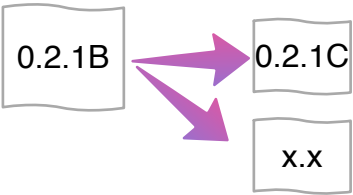
Privacy Policy

Cookies


Contact

Page Notes

- 1 xxxx
- 2 xxxx
- 3 xxxx
- 3 If the player submits an incorrect email address, an error message is displayed highlighting the incorrect email address. With an option to retry.



Landing Page



Welcome to the world of the Turfies,

Please tell us a little about yourself so you won't have to tell us again when you enter all our lovely competitions.

*First Name

Oops there is something missing.

*Surname Name

Oops there is something missing.

*Screen Name

That name is already taken please try another one.

*Password

Oops there is something missing.

*Retype Password

Oh no! your passwords are different please try again.

Submit

What are Turfies?

Login

Register

Start Playing

About

Parents & Safety

T's & C's


Privacy Policy

Cookies

Contact

Page Notes


Create blacklist of names that can be used...



Page Notes

To have a blacklist of screen names including swear words and derivatives

Landing Page



We're almost there!

Just so we can send you a birthday cards on your birthday and give you something for your Turfie, please tell us a little more about yourself.

*Age

▼

Oh! so sorry you're too young

*Day

▼

*Month

▼

You forgot your birthday

Boy

Girl

Oops there is something missing.

Uniter Kingdom

▼

Oops there is something missing.

*Parent/ Guardian email address

Oops there is something missing.

Submit

What are Turfies?

Register

Start Playing

About

Parents & Safety

T's & C's


Privacy Policy

Cookies

Contact



Landing Page

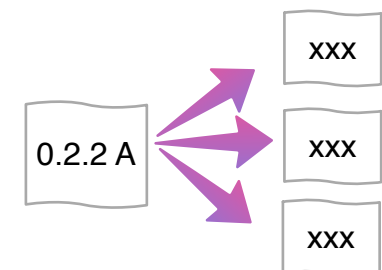


[About](#) [Parents & Safety](#) [T's & C's](#) [Privacy Policy](#) [Cookies](#) [Contact](#)

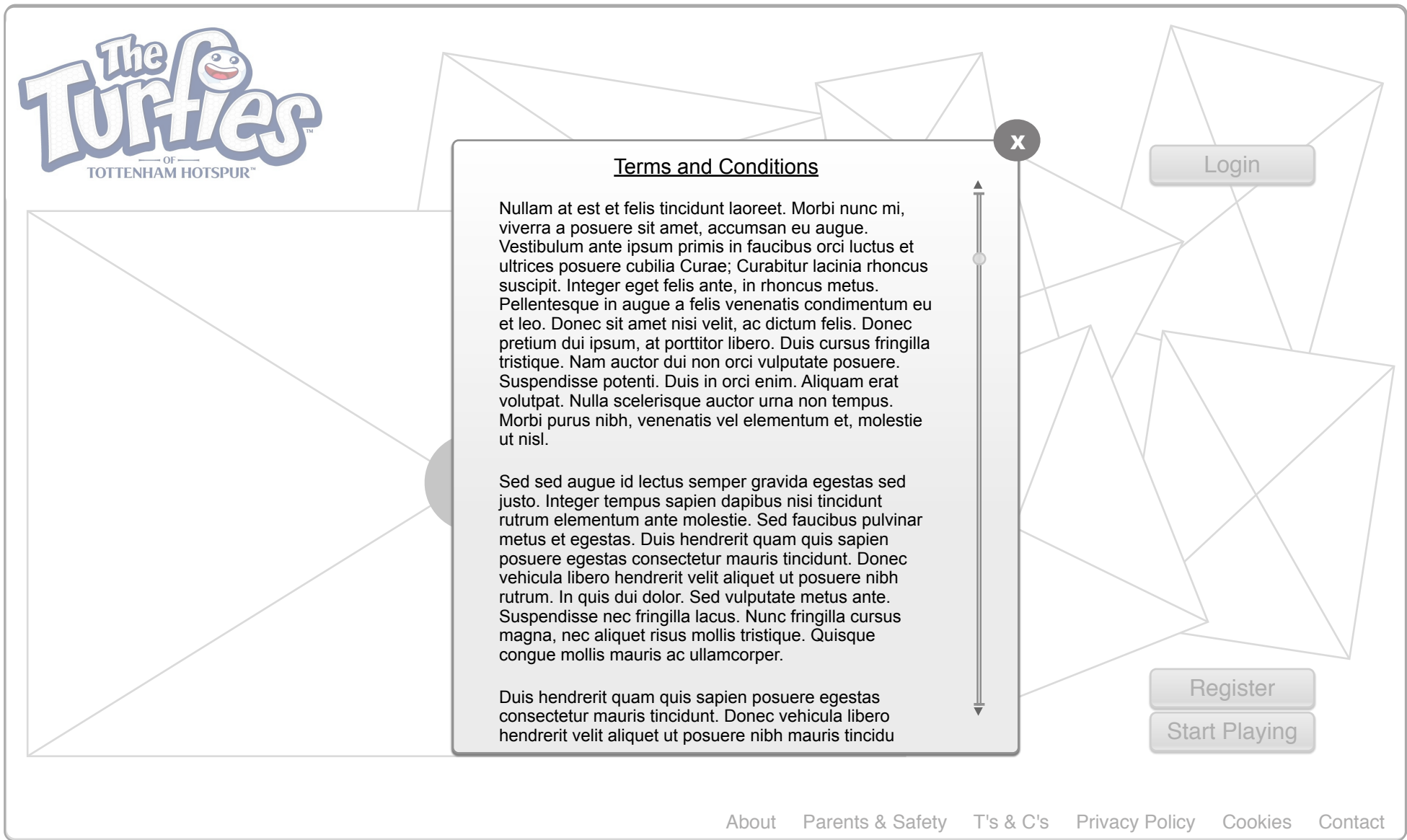
Page Notes

Video stops as viewer watches pitch come into screen, player can choose where they live on the pitch.

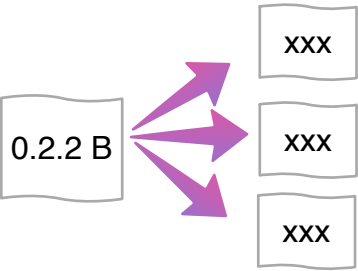
Video continues..



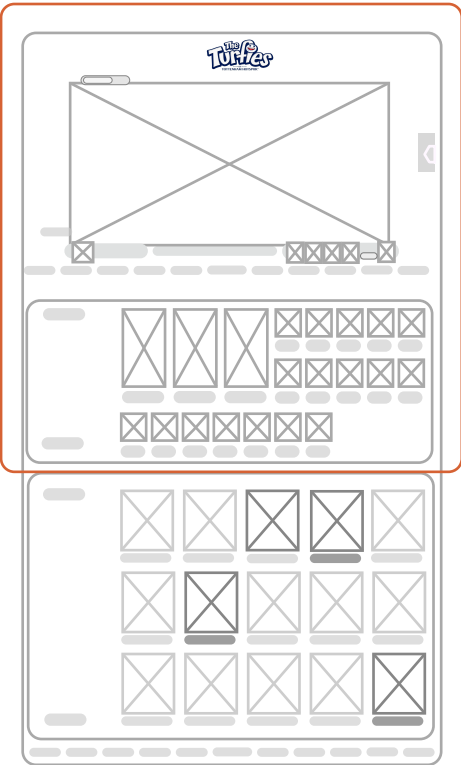
Landing Page



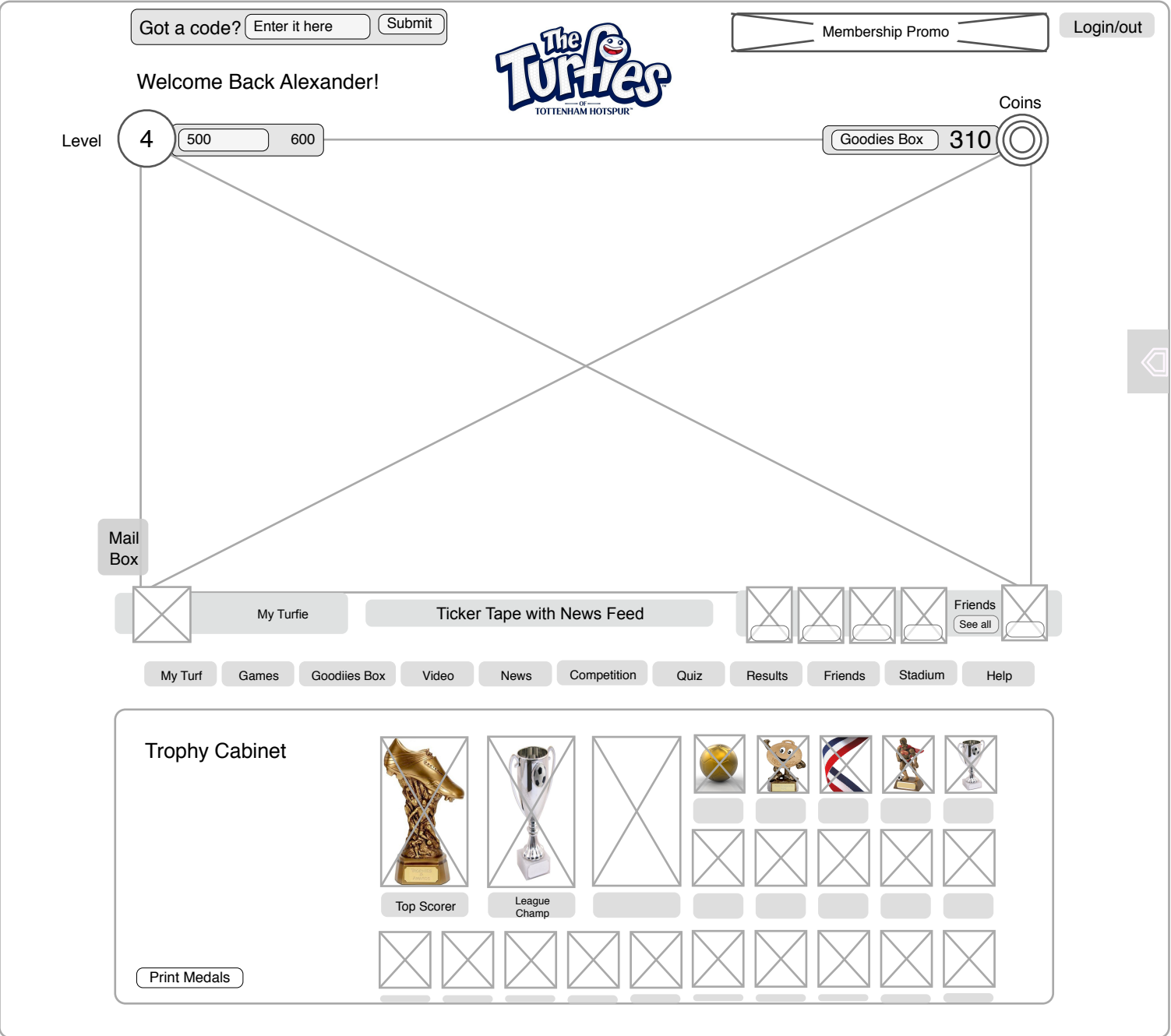
Page Notes



Landing Page



Landing Page

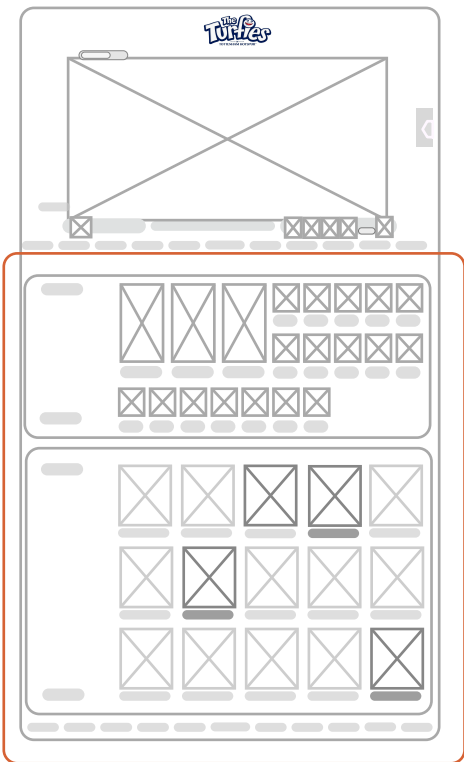


Page Notes

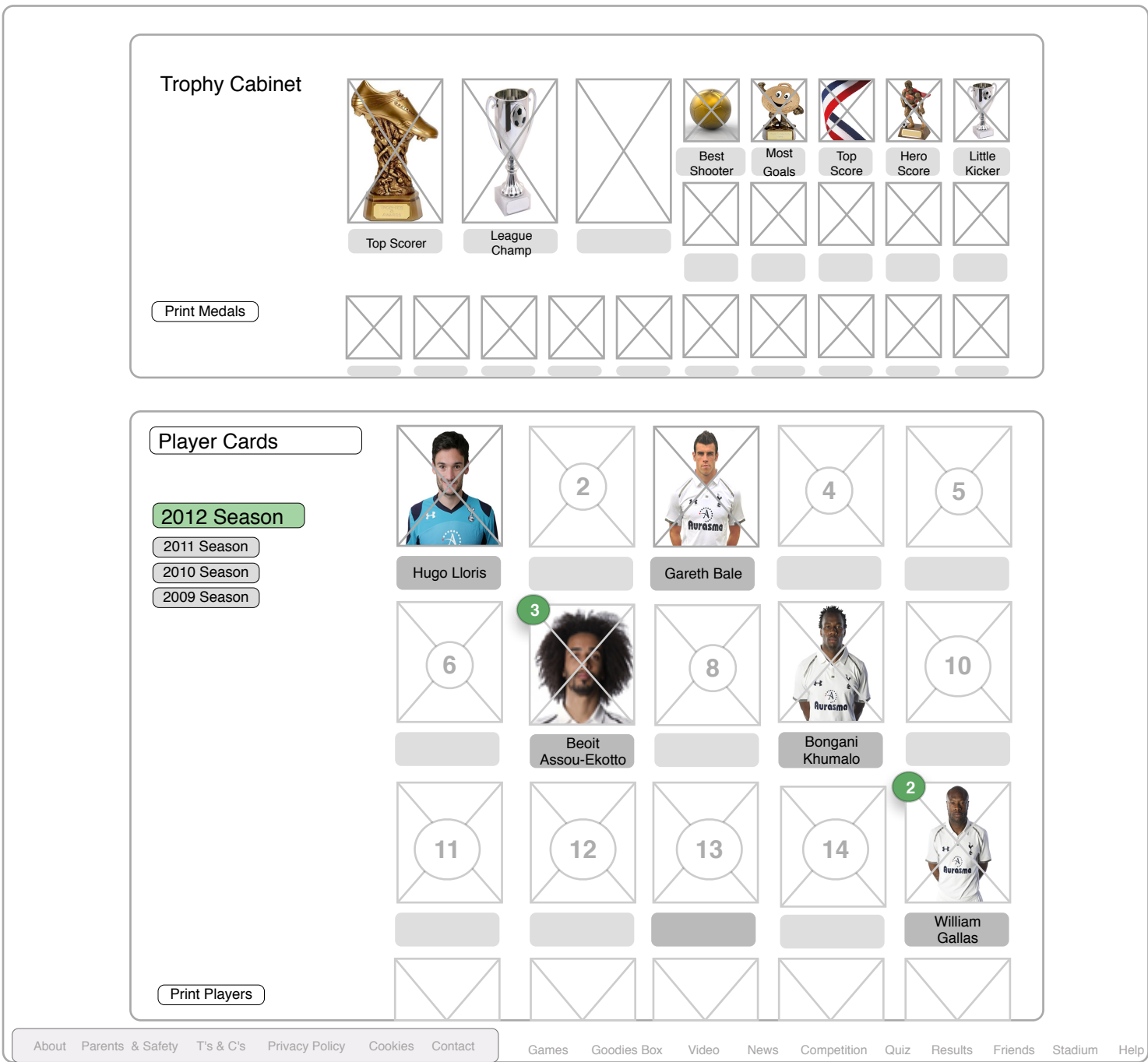
Note: - The 5 displayed friends are displayed on a random basis, each time a player logs on a new selection of friends will be displayed.. if they have more than 5 friends.

Note: - The trophy cabinet displays all available trophies, trophies already won will be displayed with an explanation of what they are and how they were won while trophies still be acquired are silhouetted and greyed out. The player can click on the information bar below the image to discover what you would have to do to obtain it.

Landing Page



Landing Page



Page Notes

Coach and trainer should be added to squad - TA to add these manually if no data dream supplied.

Players are ordered in the list by playing position

The number of duplicates a player has of a card are depicted on the top R/H/S of the card

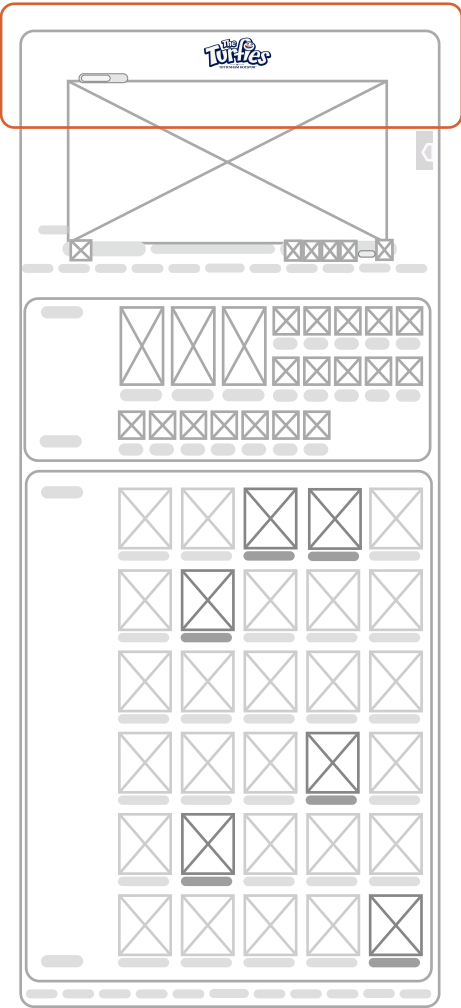
Current Season is always depicted as a larger typeface graphic , however the colour depicts which season is begin viewed.

If a player/ person is transferred midway through a season, their card is highlighted and moved to the bottom of the list, their stats can still be accessed but the player cannot be printed or gifted at that point and it is there for reference only.

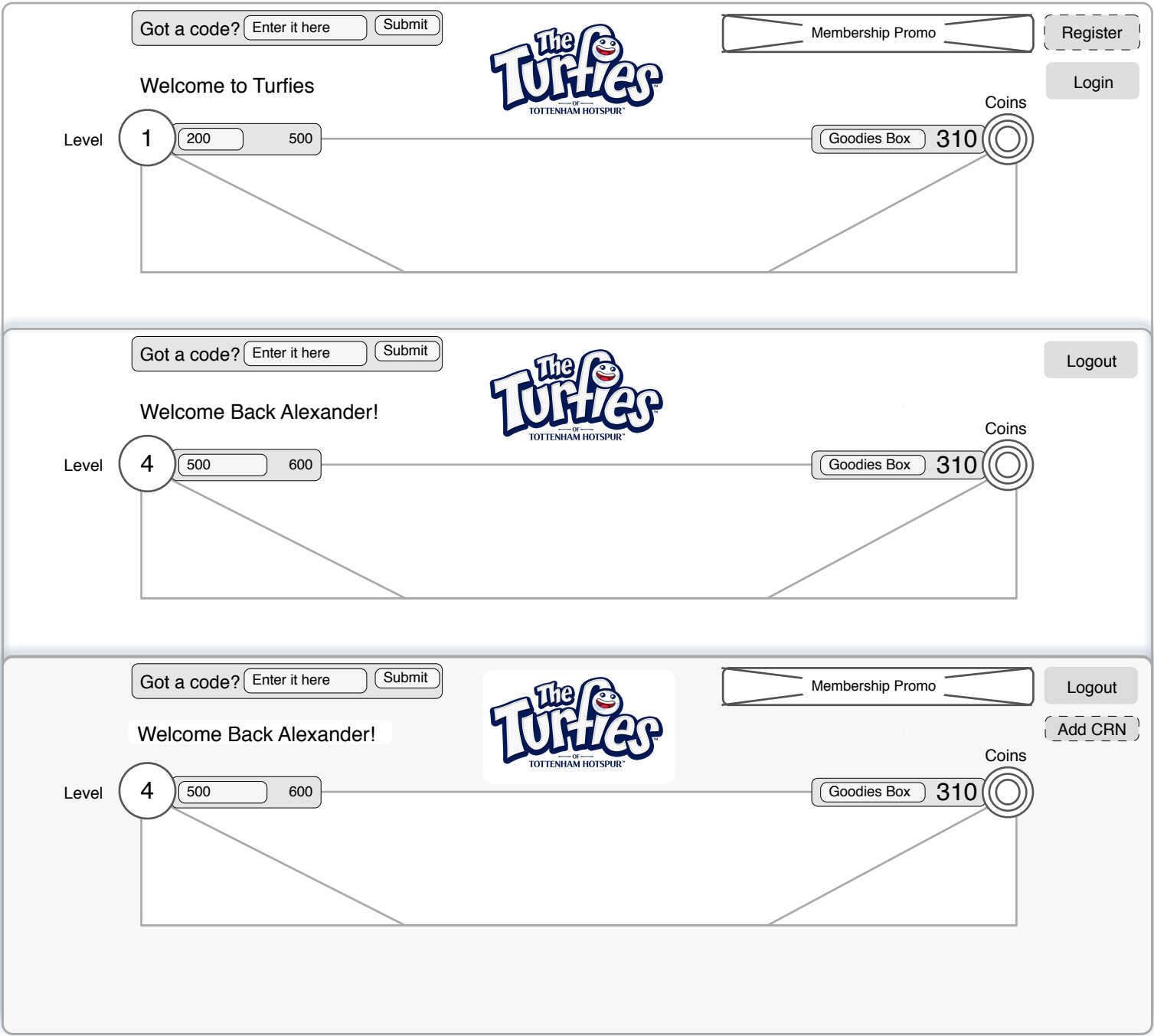
Should a player be disgraced and THFC do not want to be associated with him, he will be removed (unpublished) in this event all children who have been gained that player card are given a full refund on their purchase price or perceived value if not bought through coins.

scrapbook idea to be fleshed out

Landing Page



Landing Page



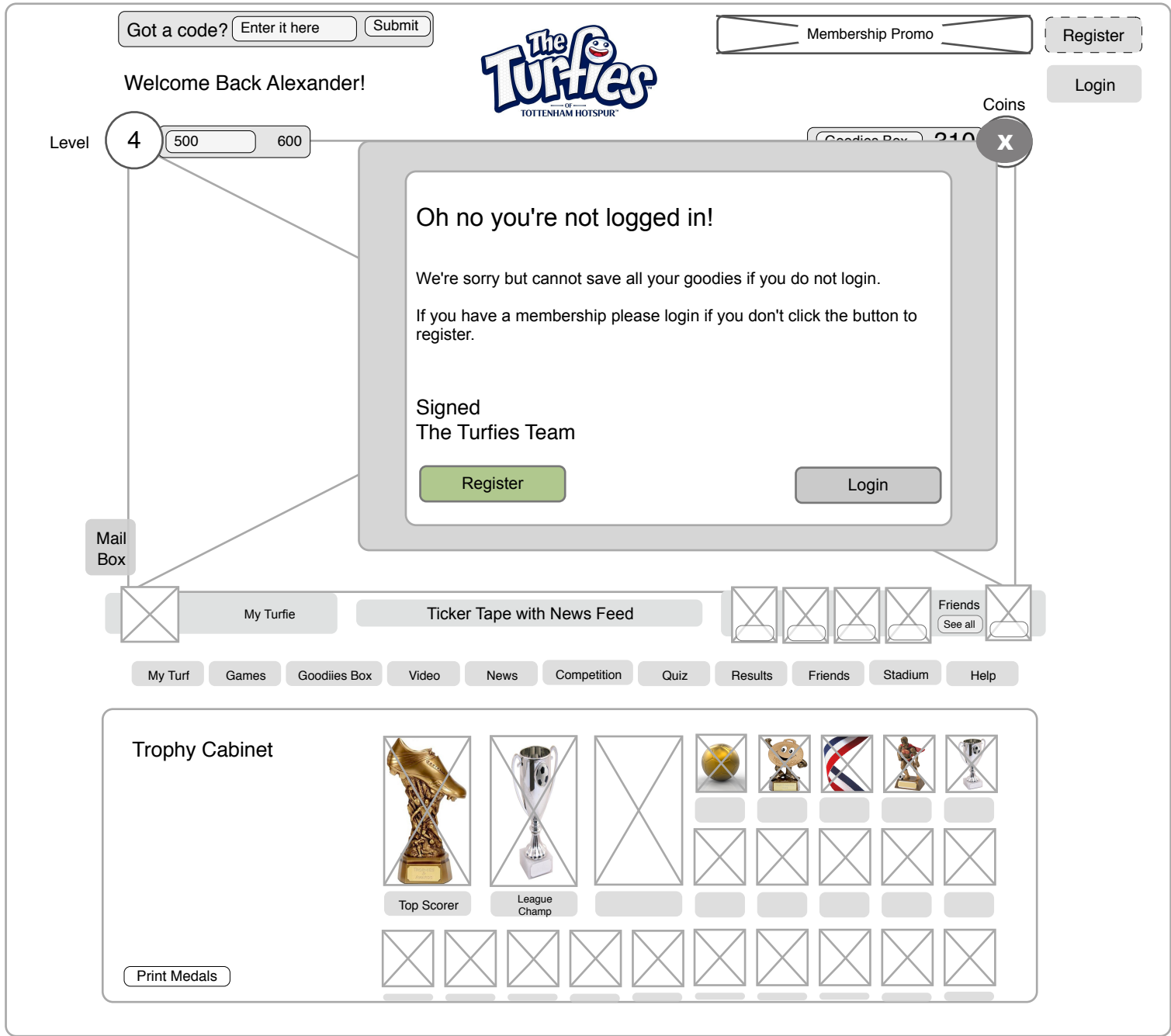
Page Notes

Player

Logged In - With
CRN number

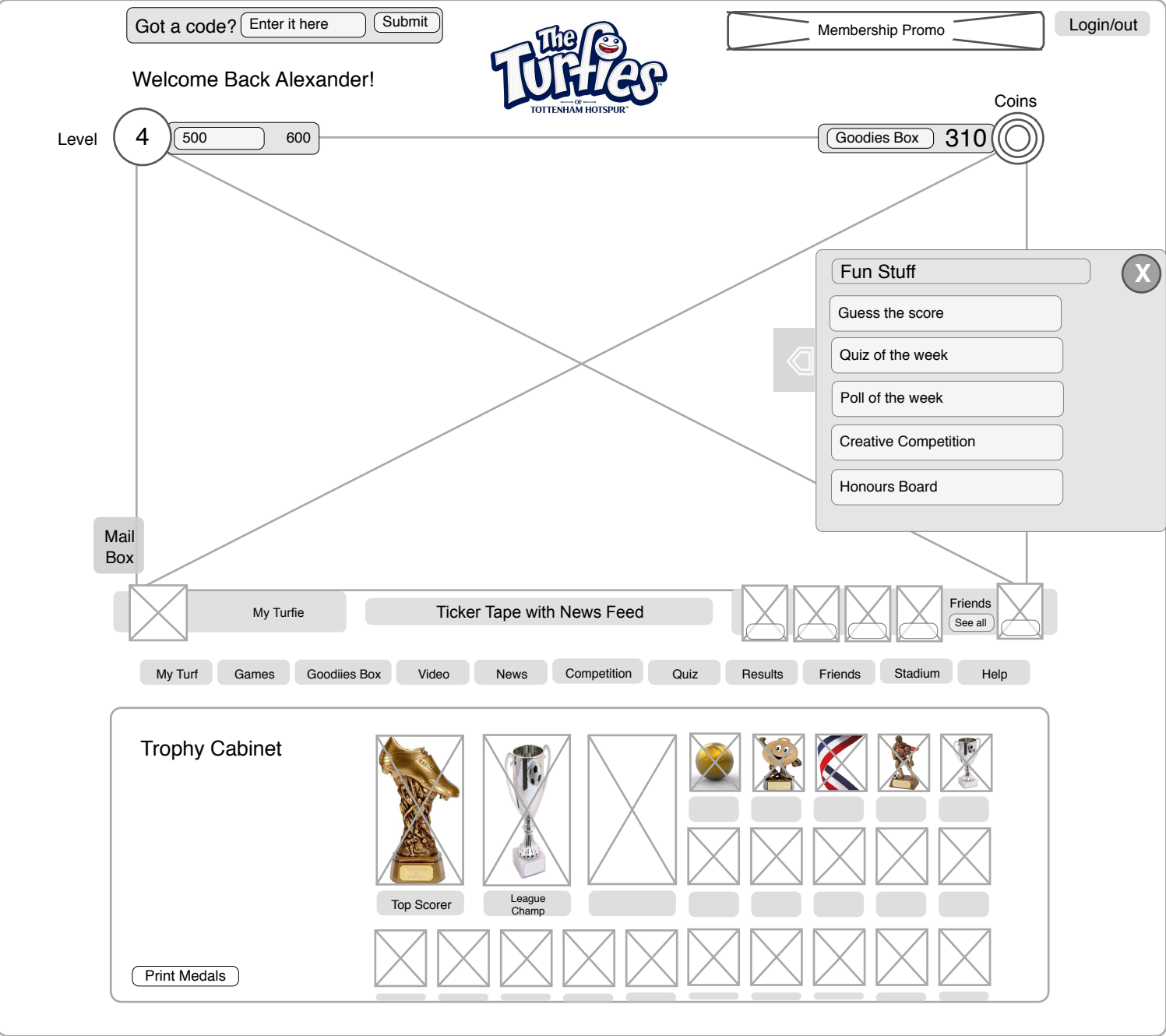
Logged In - No
CRN number -
add tool tip to
outline what
CRN is...

Landing Page



Page Notes

Landing Page



Page Notes

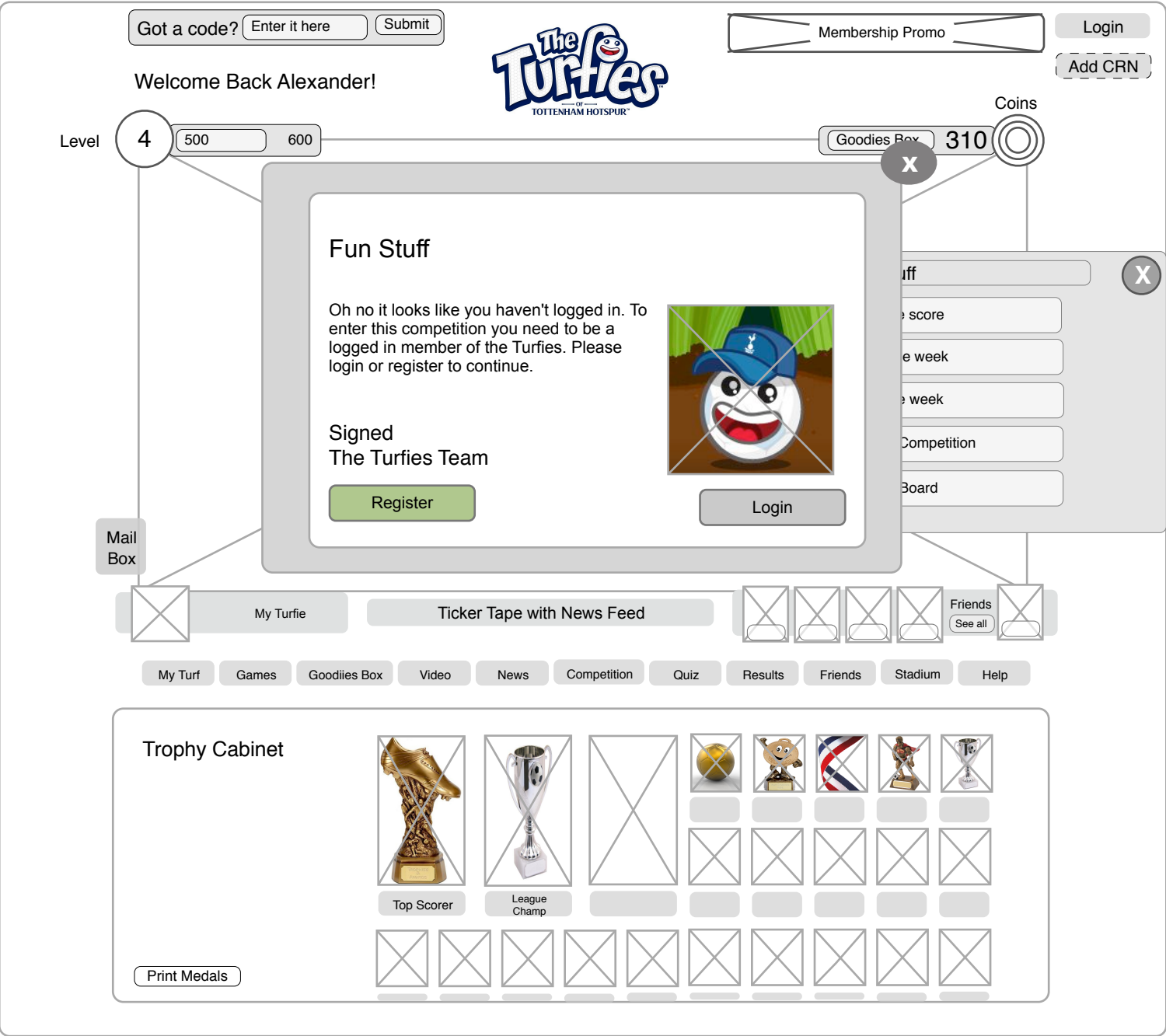
Fun stuff copy to be contextualised and will depend on what player can do.

Quiz of the week (not present)
Quiz of the week (not started)
Quiz of the week (not completed - continue)
Quiz of the week (completed - greyed out)

Still to look at how to handle competitions already entered.

Need to cater for Guests/ players trying to enter a competition which they are not entitled to -
Pop up message directing them to join or become a OH member

Landing Page

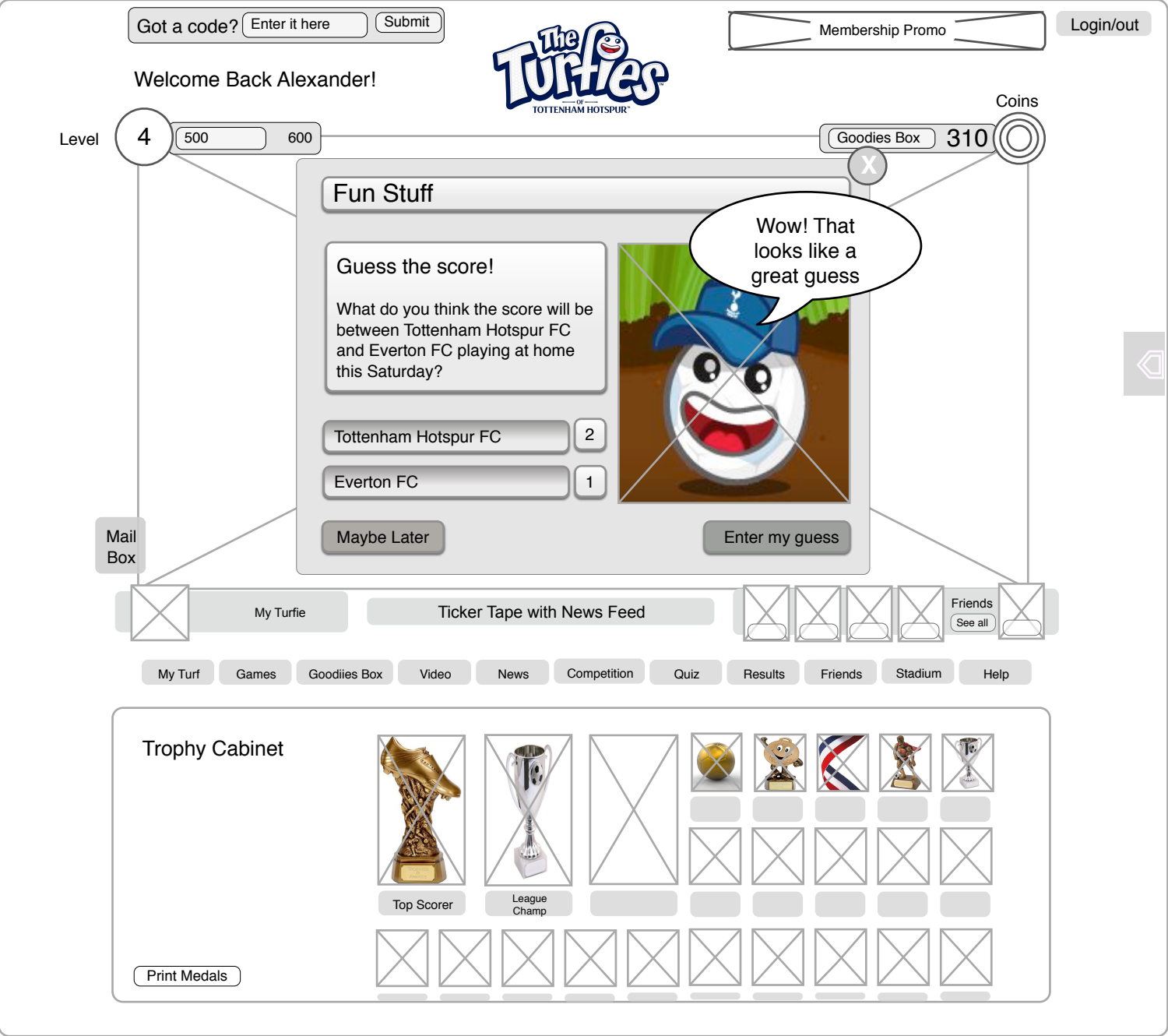


Page Notes

If the competition requires an OH membership the copy will reflect this and the link will drive the player to the OH registration form landing page.

This notice will not be initiated until the child has gone through the information of what the competition is about and can see what they will miss out on if they do not join OH or become a member of The Turfies.

Landing Page



Page Notes

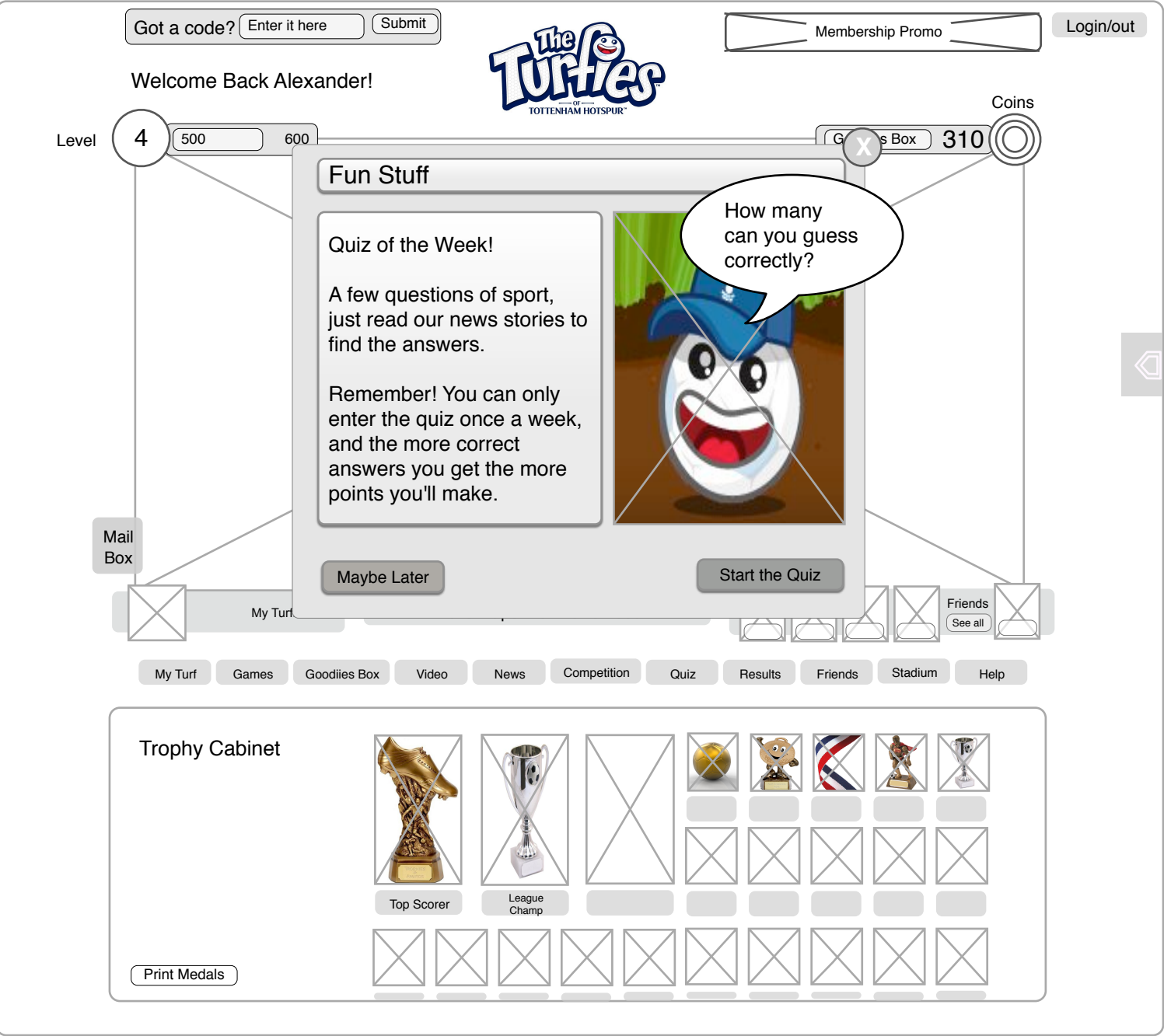
Fun stuff copy to be contextualised and will depend on what the child has guessed as a score.

Need the ability to allow the TA to add a match in manually.

Home team needs to be first and neutral games need to be catered for.

Need to cater for 'Guess the Score' competition to be added manually for friendlies and other games not covered by press association data feed.

Landing Page



Page Notes

Player will have the ability to stop the quiz half way though and continue later. If they do not complete the quiz before the quiz is removed then they are awarded points on their current progress.

Landing Page

Fun Stuff

Question 1 of 5

Which player likes tomato sauce with his cornflakes?

☐ Gareth Bale

☒ Bongani Khumalo

☐ Beoit Assou-Ekotto

Sorry - The correct answer was Beoit Assou-Ekotto

SubmitNext Question

Great try, thats what I thought too!

Fun Stuff

Well done!

You answered 4 out of the 5 questions correctly, have a look on the honours board to see how your friends got on.

Wow!!!! You just won 700 points.. Cool!

Honours BoardSee You Next week!

Fun Stuff

Question 2 of 5

Which player just bought a house in Seven Sisters?

☒ Gareth Bale

☐ Bongani Khumalo

☐ Beoit Assou-Ekotto


Fantastic - You just won 100 points

SubmitNext Question

Wow! You just earned 100 points

Landing Page

Got a code? Enter it here Submit



Membership Promo

Login/out

Welcome Back

Level 4 500

Coins 310

Fun Stuff

Poll of the Week

Who do you think was the best player, the man of the match last Saturday?

☐ 1 - Heurelho Gomes

☐ 2 - Bongani Khumalo

☐ Beoit Assou-Ekotto

☐ William Gallas

☐ Kyle Naughton

☐ Benoit Assou-Ekotto

☐ Bongani Khumalo

☐ Tom Huddlestone

☐ Scott Parker


☐ Gareth Bale

☐ Jermaine Jenas

☐ Gylfi Sigurdsson

☐ Danny Rose

☐ Jermain Defoe



Submit

Mail Box

My Turf

Ga

Trophy Cab

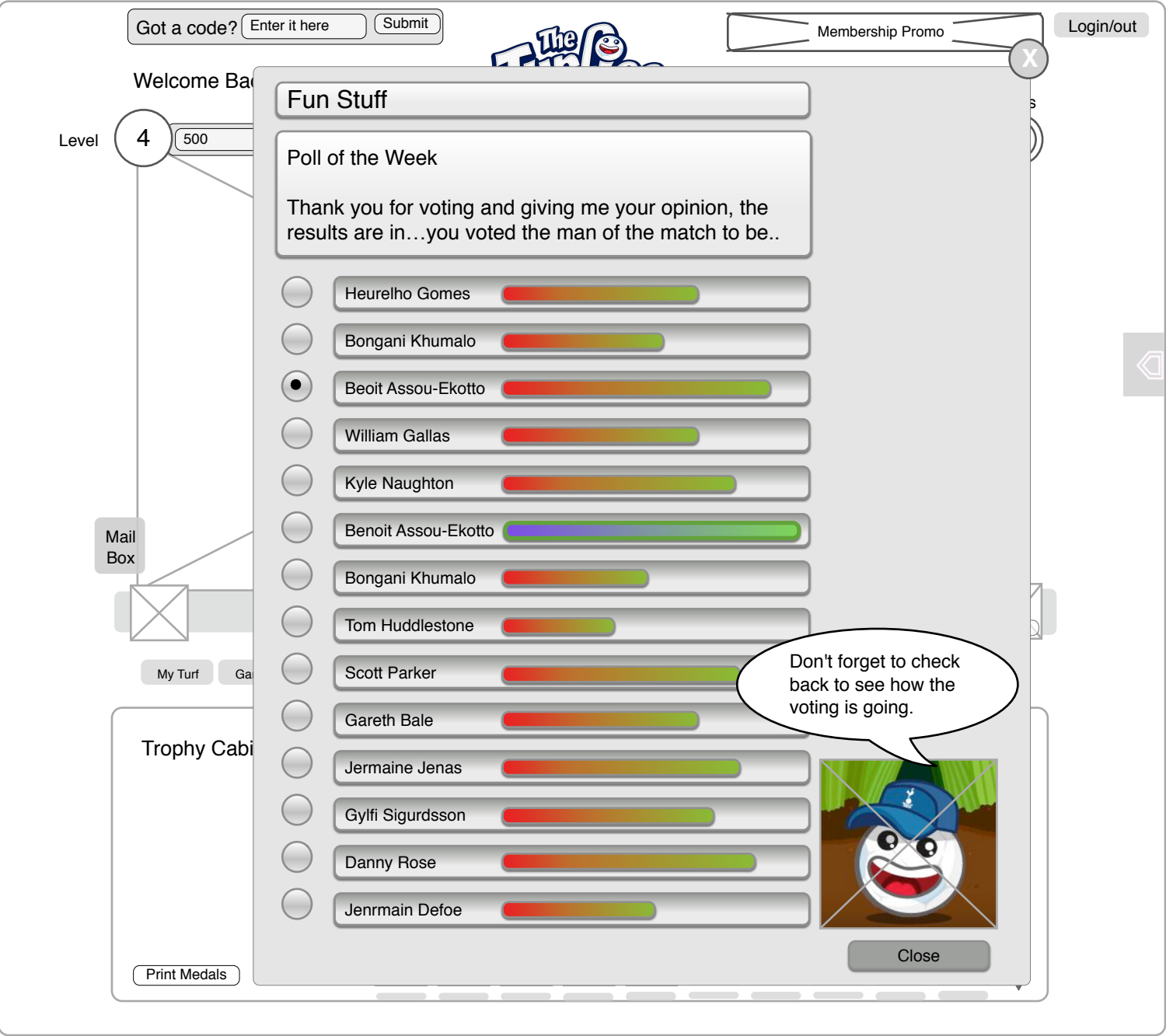
Print Medals

Friends

See all

Page Notes

Landing Page

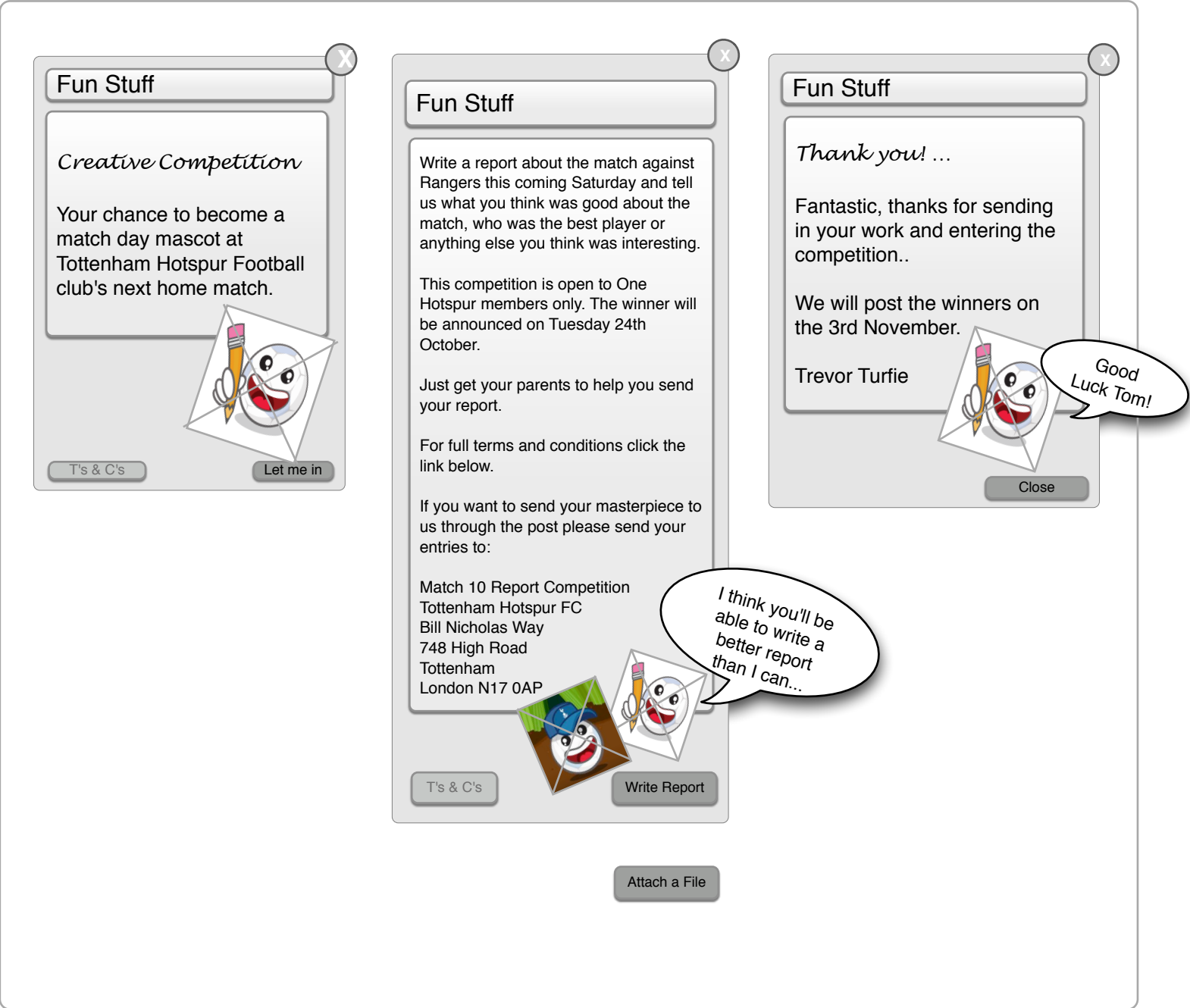


Page Notes

Players will be awarded points for entering competitions, choosing the eventual top voted winner will result in an additional points quota being awarded.

Each competition will close after 1 week automatically, but the end date can be customised by the TA if required.

Creative Competition Pop Up



Page Notes

ensure that admin have the capability to add entries to competitions form people who have posted them in.

Competition entries will go through moderation before they are allowed into the site.

Scores and Achievements

Fun Stuff

Friends League

World League

Leader Board - Total Score

Guess the Score

Quiz of the week

Poll of the week

Creative Competition Results

Keepie Up

Penalty Shoot out

THFC Manager

Fun Stuff

Friends League

World League

2nd

Alexander

1st

Connor

3rd

Jason

1st Place goes to Connor

Age: 8

2nd place goes to Alexander.

Age: 7

3rd place goes to Jason

Age: 5

Entries Gallery

not indicative of final design or nomenclature

Page Notes

Scores and Achievements

Fun Stuff

Creative Competition Gallery

Delroy
Age 7

«

2nd
Alexander

Mark Spinner

Blue Boy

Smiley Maloy

Delroy

1st
Connor

Haley Comet

»

Page Notes

NB: dashboard - allowances have to be made to let TA upload additional postal mail images and censor images.

Scores and Achievements

Fun Stuff

Friends League

World League

Leader Board - Total Score

Guess the Score

Quiz of the week

Poll of the week

Creative Competition Results

Competition History

Editorial Competitions

Creative Competitions

Keepie Up

Penalty Shoot out

THFC Manager

Fun Stuff

Friends League

World League

Creative Competition Results

2nd

Alexander

1st

Connor

3rd

Jason

Congratulations to Connor who won the creative competition, he wrote a fantastic report on the last match between Tottenham Hotspur and Liverpool when we won 3 - 1

1st Place goes to Connor

Age: 8

2nd place goes to Alexander.

Age: 7

3rd place goes to Jason

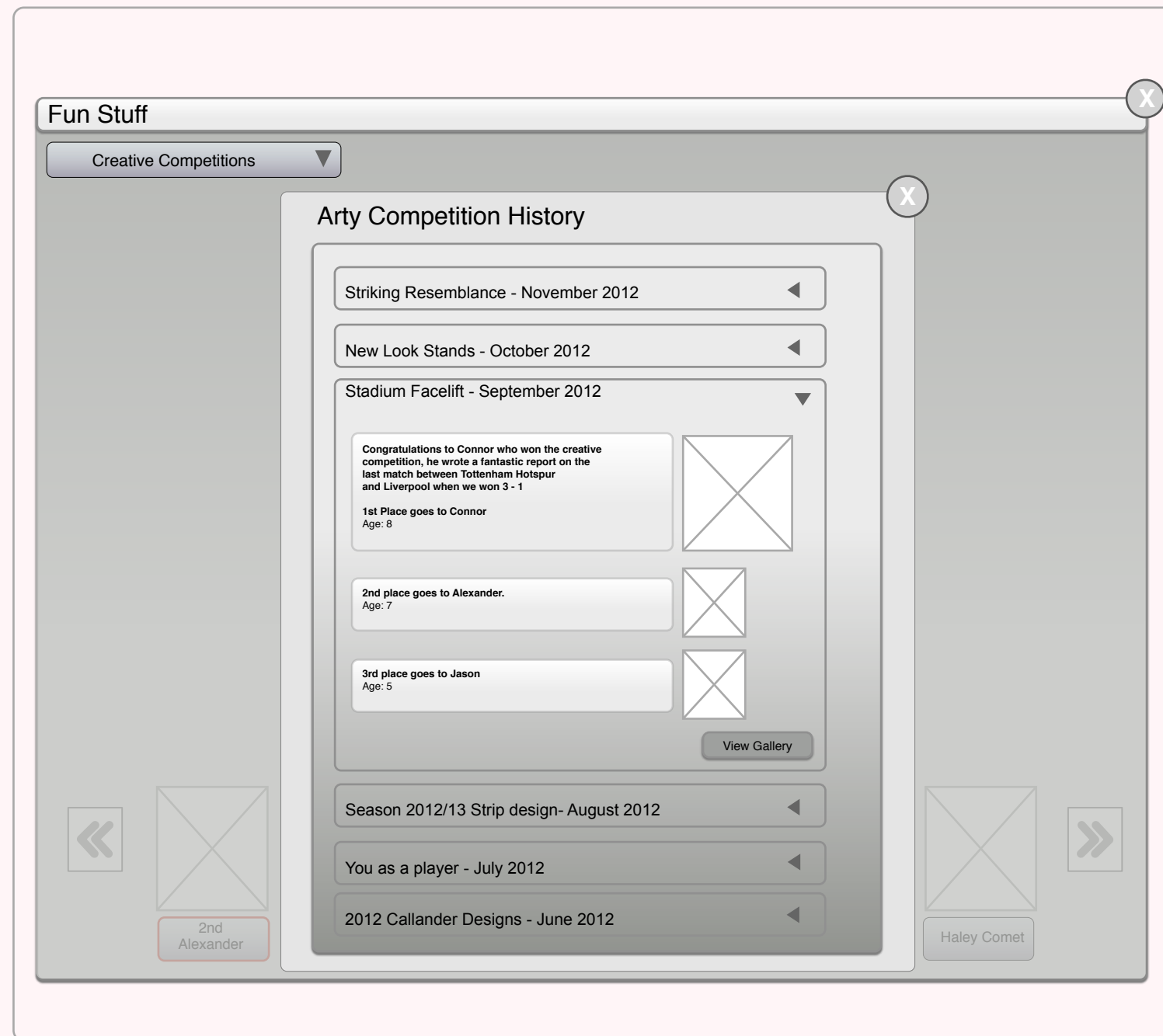
Age: 5

Entries Gallery

not indicative of final design or nomenclature

Page Notes

Scores and Achievements



Page Notes

not indicative of final design or nomenclature

Scores and Achievements

Fun Stuff

Stadium Facelift - September 2012

Delroy
Age 7

<<

>>

2nd
Alexander

Mark Spinner

Blue Boy

Smiley Maloy

Delroy

1st
Connor

Haley Comet

Page Notes

NB: dashboard - allowances have to be made to let TA upload additional postal mail images and censor images.

Scores and Achievements

Honours Board

Friends League

World League

Leader Board - Total Score

Guess the Score

Quiz of the week

Poll of the week

Creative competition

Keepie Uppy

Penalty Shoot out

THFC Manager

Honours Board

Friends League

World League

Guess the Score

Position		Played	Points	Total
1	Trivott	20	40	430
2	Connor	20	50	420
3	Alexander	19	50	400
4	Tom	5	20	190

Honours Board

Friends League

World League

Leader Board

Position		Played	Total
1	George	56	750
2	Blue Boy	54	690
3	Trivott	50	640
150	Tom	20	210

Honours Board

Friends League

World League

Quiz of the Week

Game 20

Position		Played	Points	Total
1	George	20	40	430
2	Blue Boy	20	50	420
3	Trivott	19	50	400
4	Tom	5	20	190

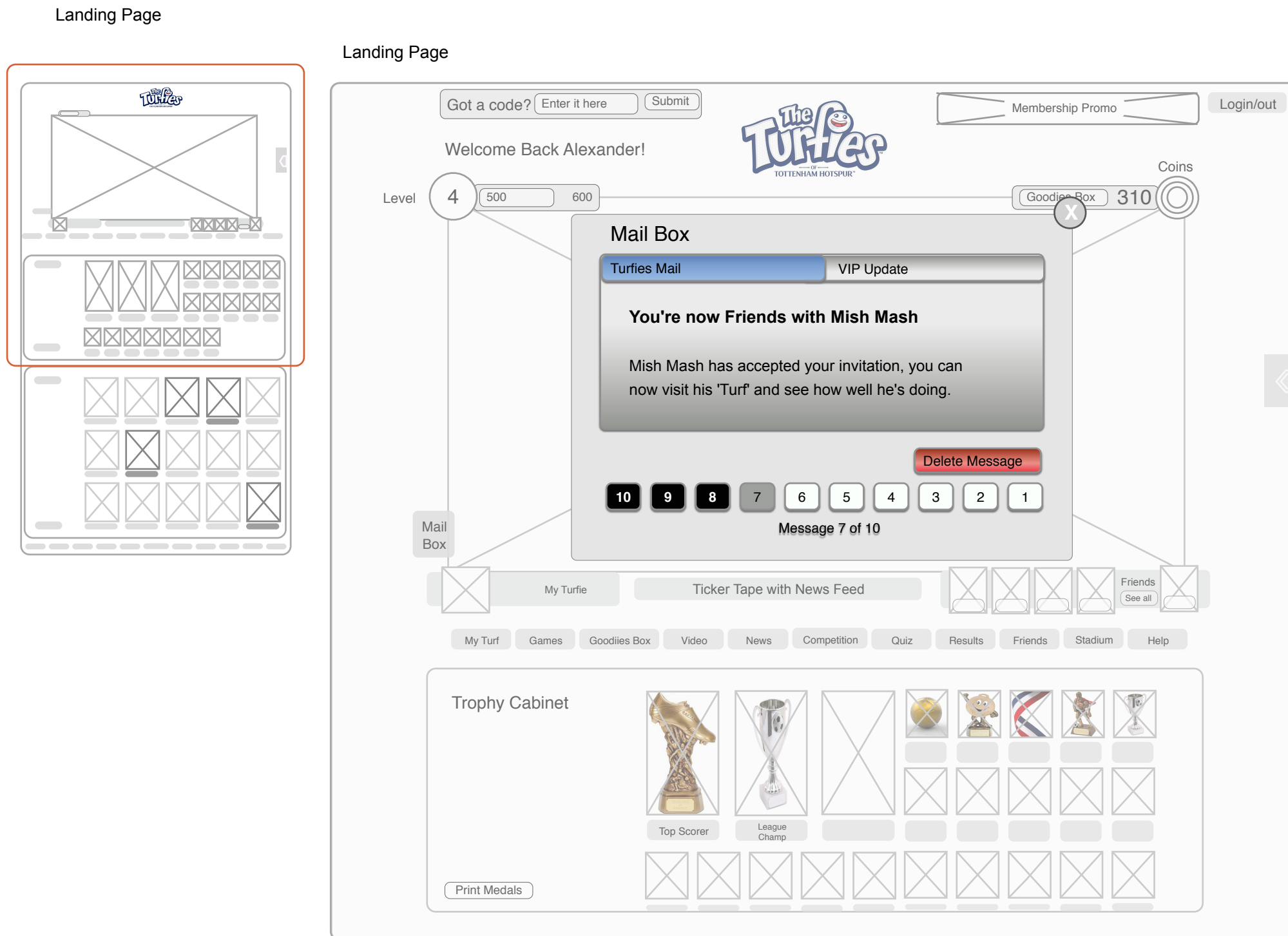
Page Notes

A popup will be displayed on the home screen at the time of login when a player has neglected his emails and they have more than their allotted 10 in their 'Turfies mail'

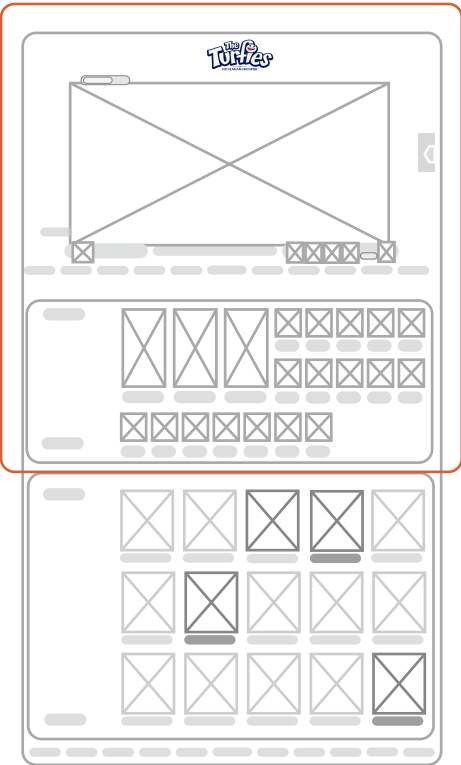
During the course of play their mail box icon will attract their attention, and will display a mail box full error message.

Messages marked with VIP by admin will re reside in VIP Updates , these message have the same attributes as other messages in this folder and will remain until the user takes an action on them.

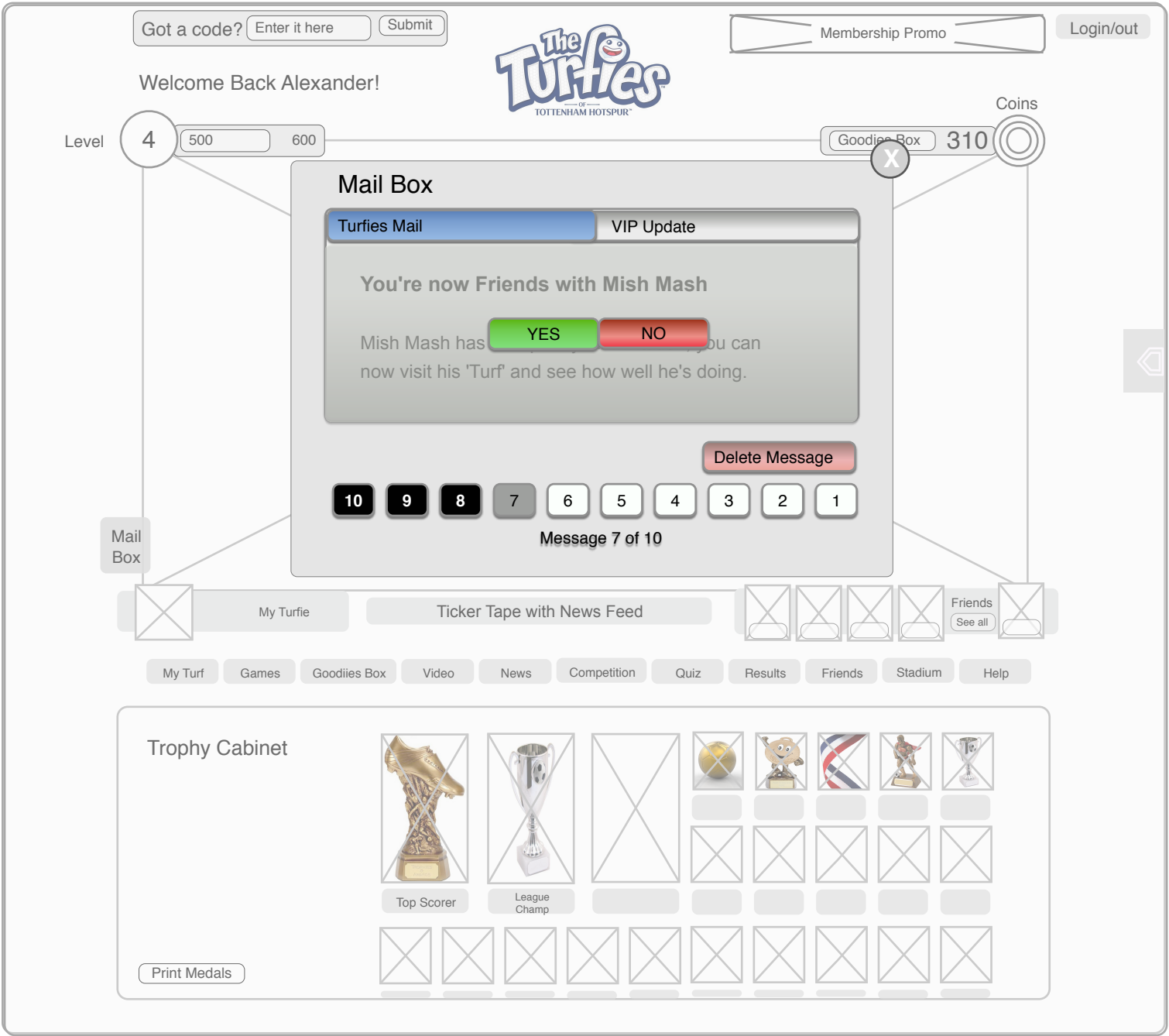
Additional points will be awarded for processing these types of messages.



Landing Page



Landing Page



Page Notes

Well Done! You just earnt 10 points for deleting your mail.

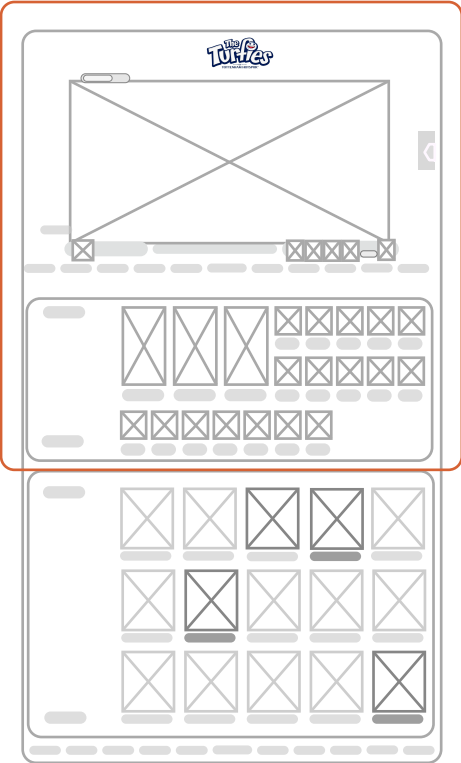
limit of 10 is not strictly imposed but there is a limit of 10 visible - this is due to Db concurrency concerns.

In addition all emails beyond 10 will be deleted when a user logs out.

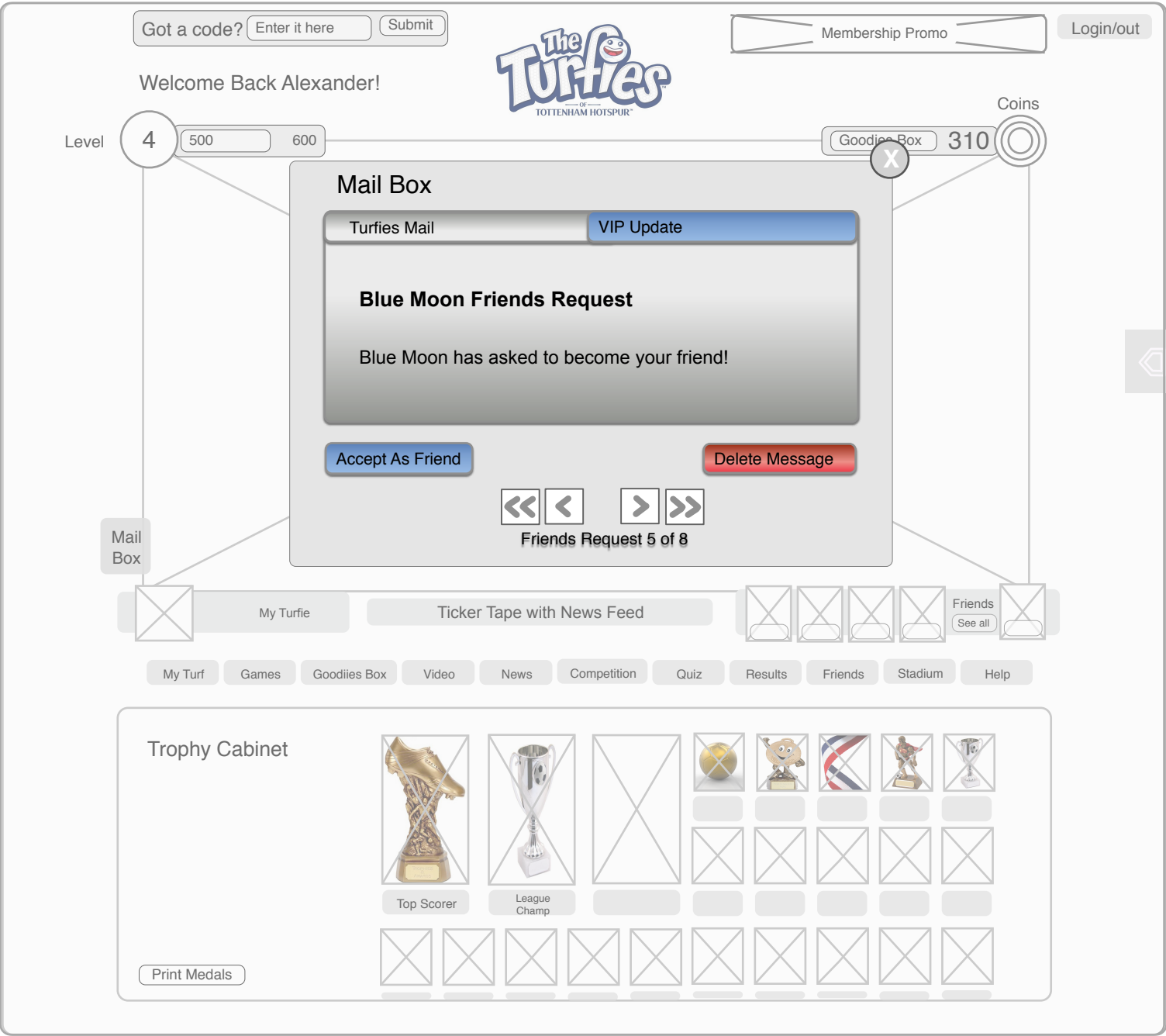
Note: - The 5 displayed friends are displayed on a random basis, each time a player logs on a new selection of friends will be displayed.. if they have more than 5 friends.

Note: - The trophy cabinet displays all available trophies, trophies already won will be displayed with an explanation of what they are and how they were won while trophies still be acquired are silhouetted and greyed out. The player can click on the information bar below the image to discover what you would have to do to obtain it.

Landing Page



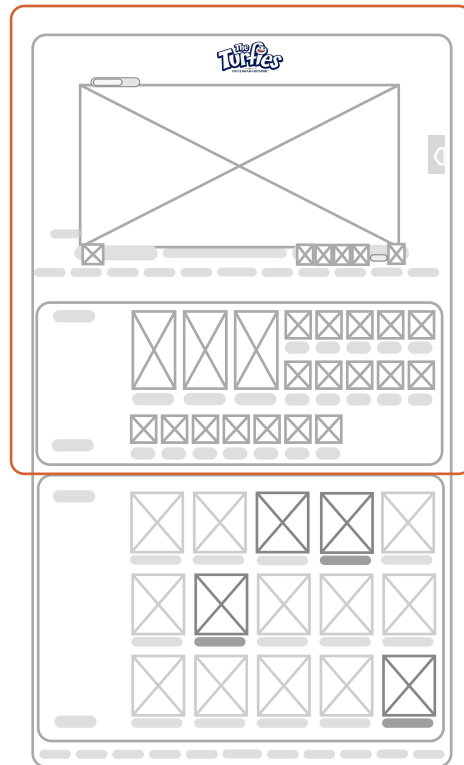
Landing Page



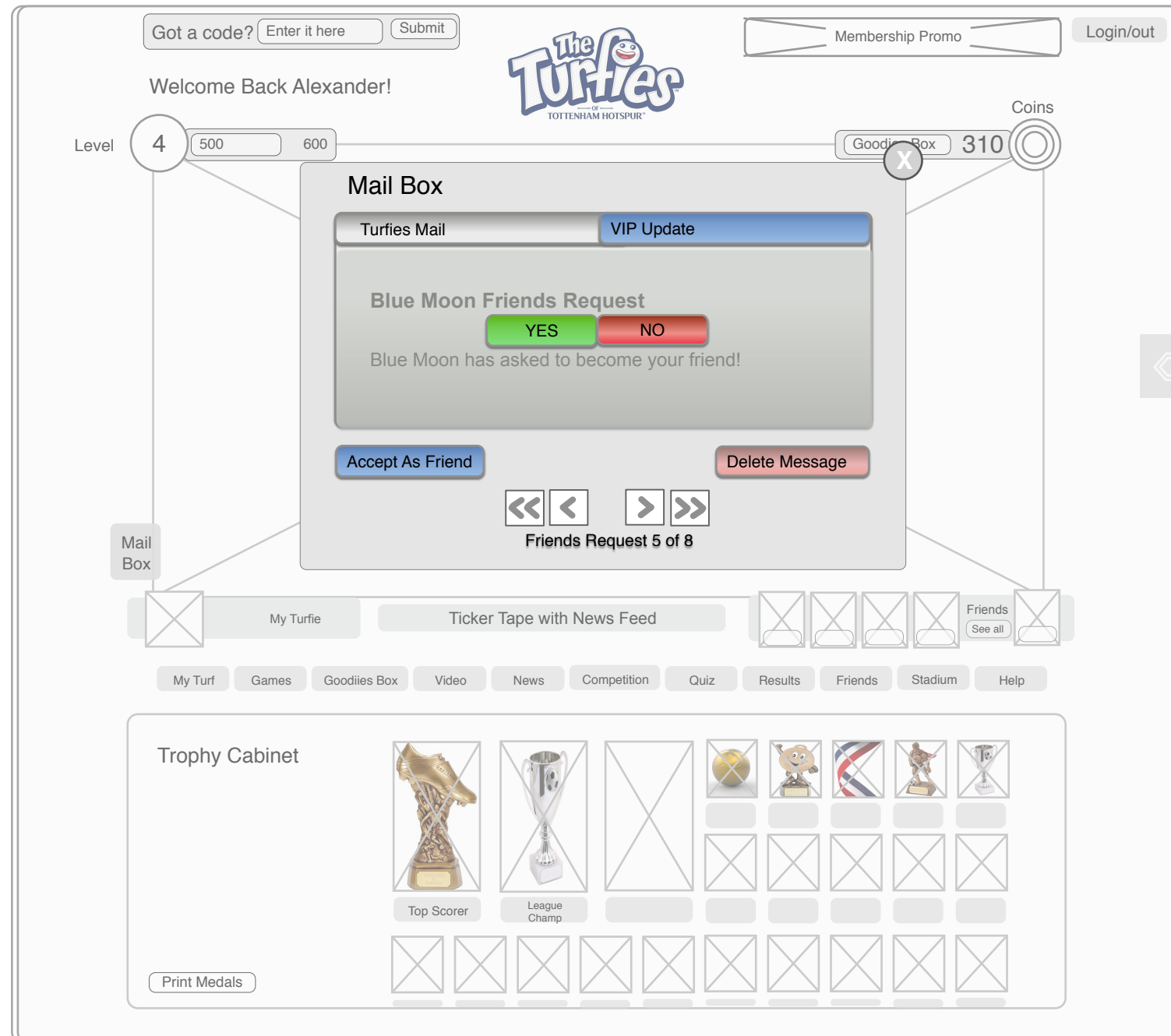
Page Notes

VIP Update will supply friends requests and gifted items information

Landing Page

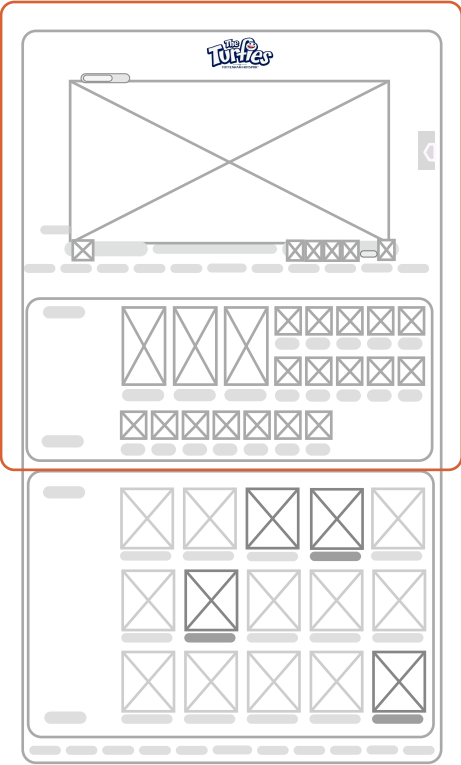


Landing Page

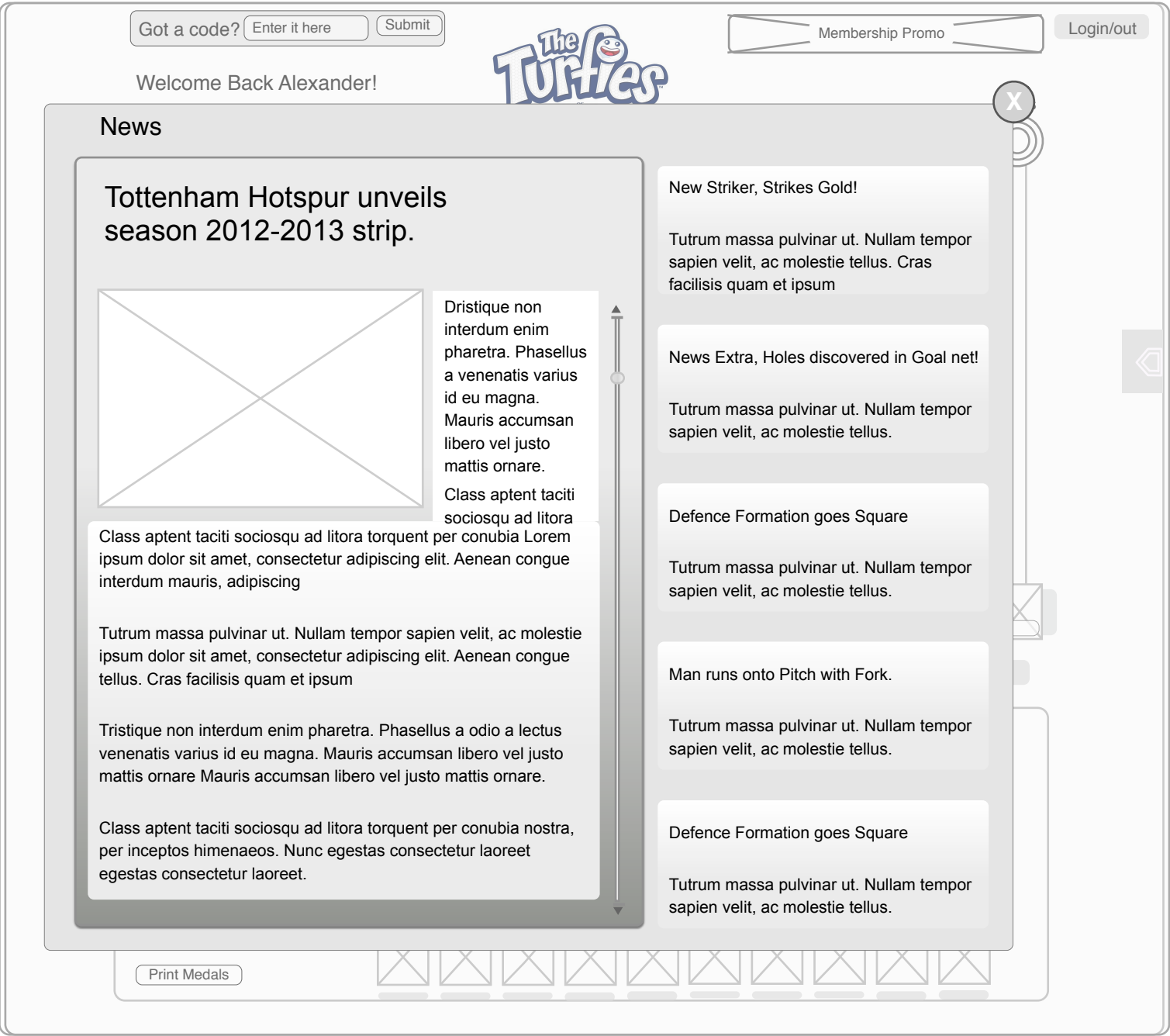


Page Notes

Landing Page



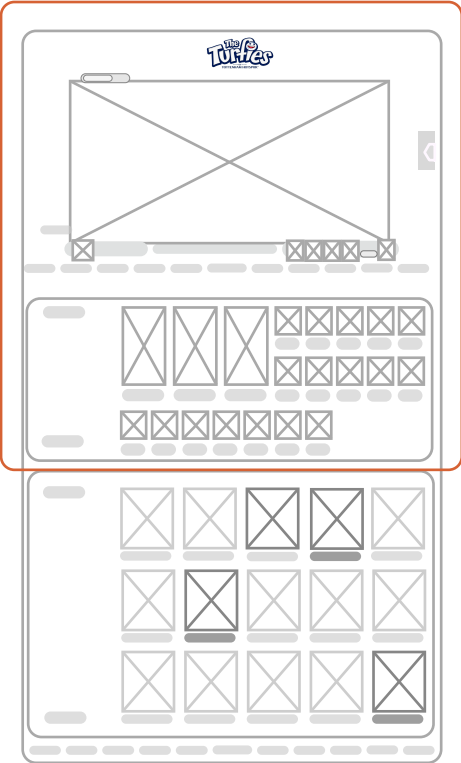
Landing Page



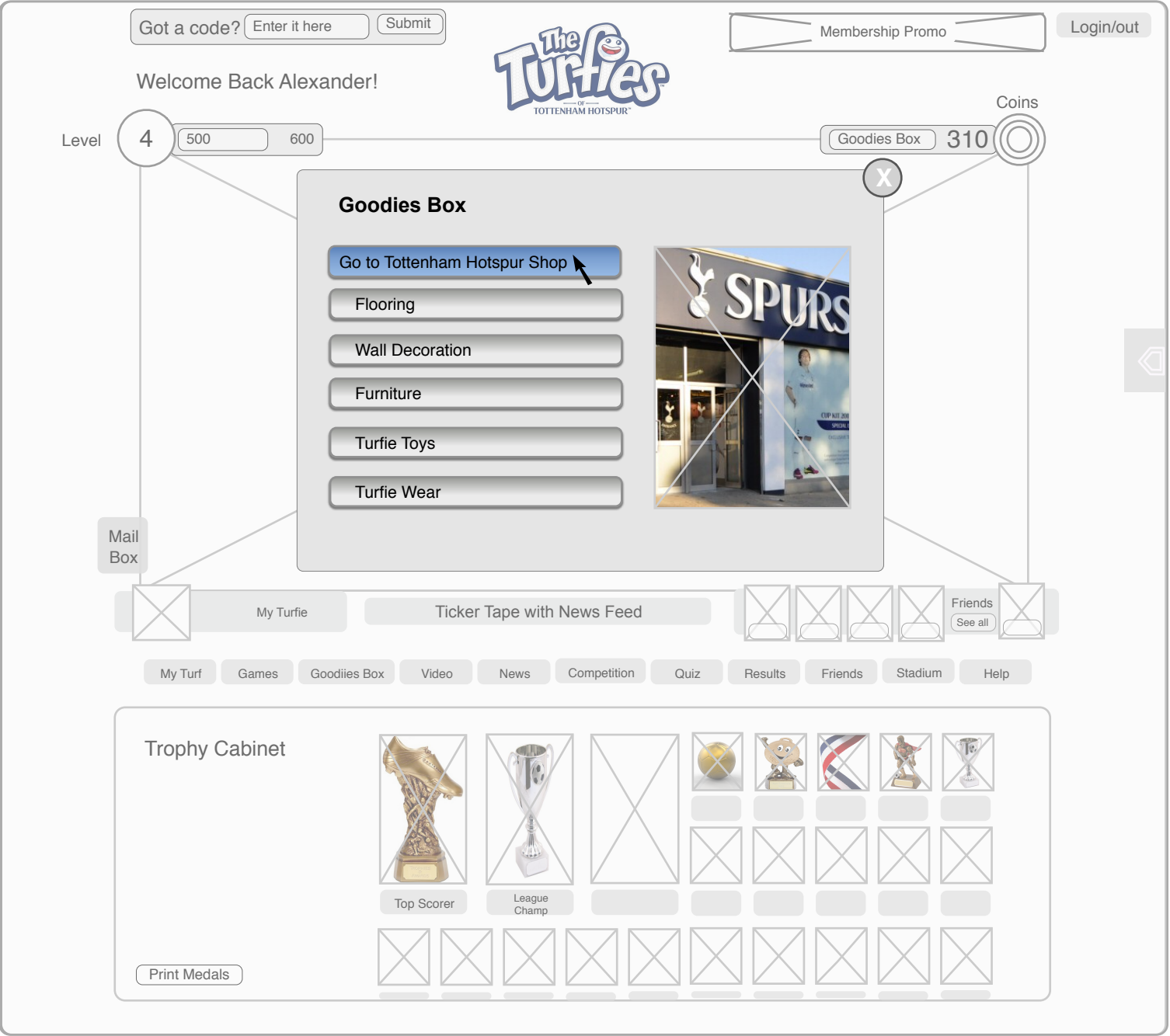
Page Notes

Stories which are deemed important can be tagged to remain in place until (sticky) and will have to be removed or un stickied by TA

Landing Page

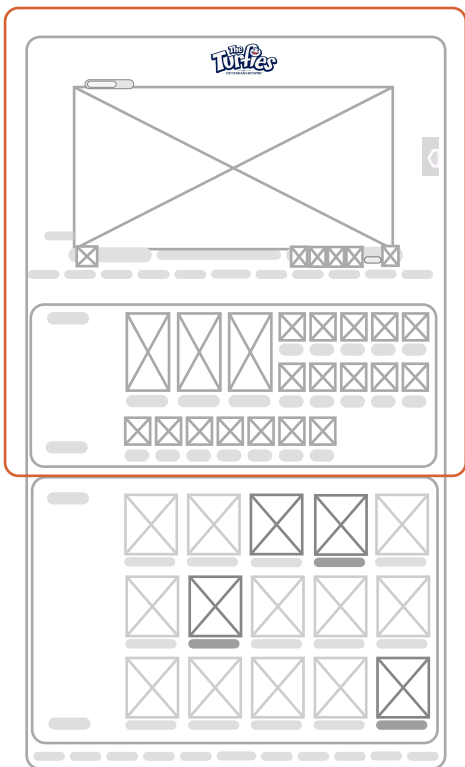


Landing Page

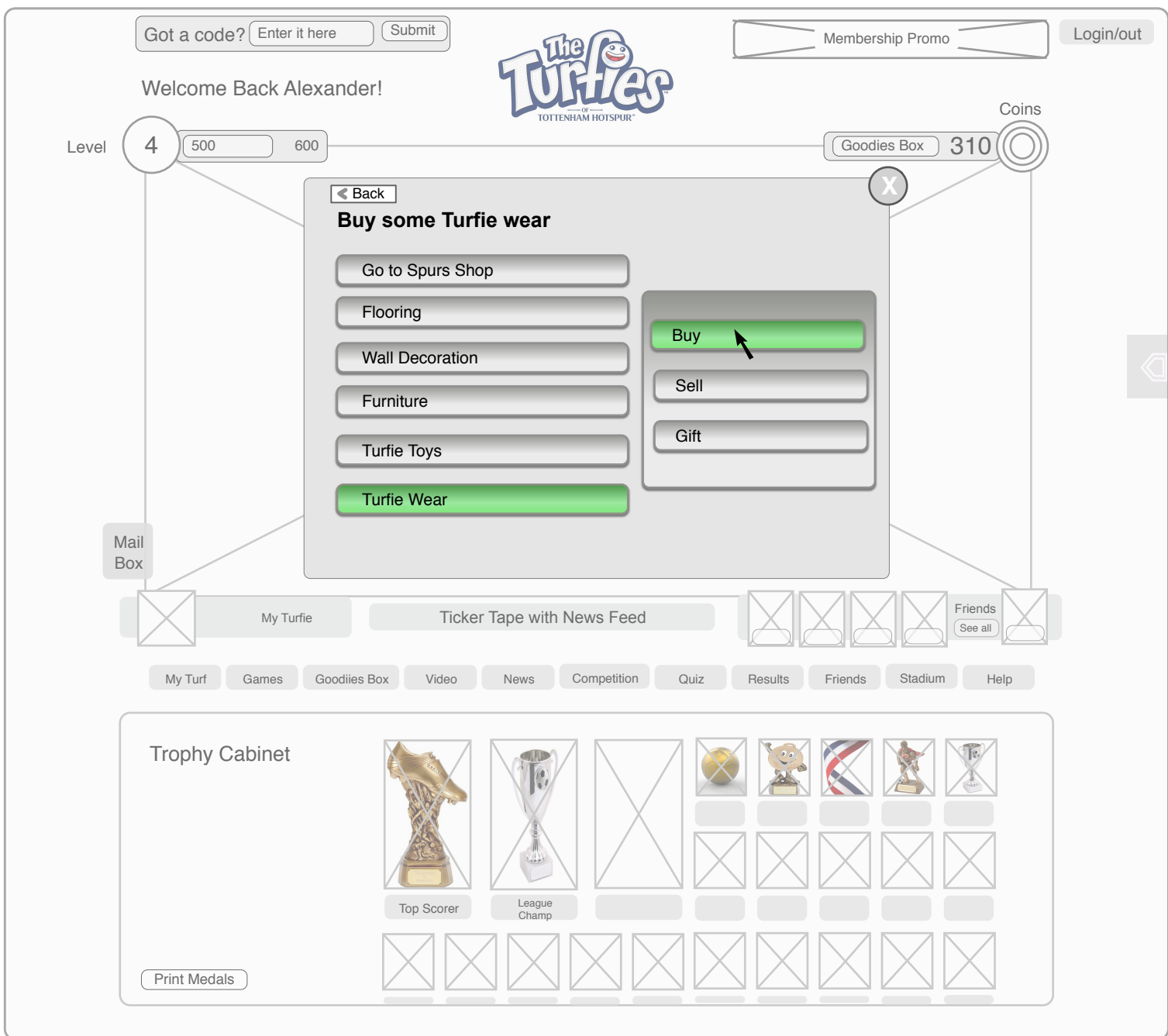


Page Notes

Landing Page



Landing Page

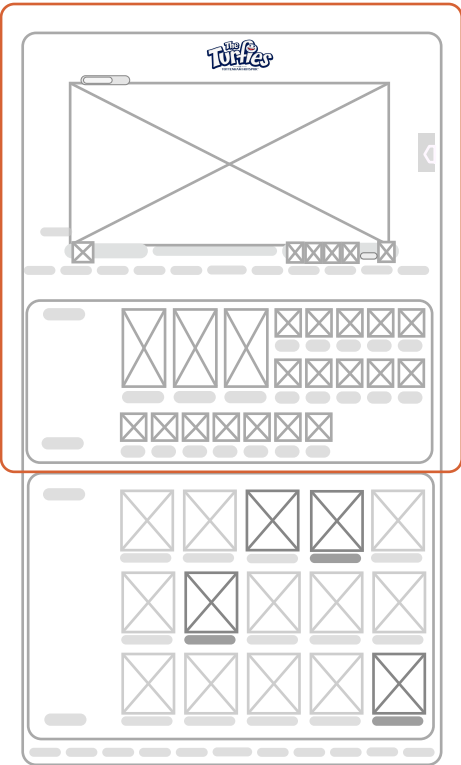


Page Notes

Note: - The 5 displayed friends are displayed on a random basis, each time a player logs on a new selection of friends will be displayed.. if they have more than 5 friends.

Note: - The trophy cabinet displays all available trophies, trophies already won will be displayed with an explanation of what they are and how they were won while trophies still be acquired are silhouetted and greyed out. The player can click on the information bar below the image to discover what you would have to do to obtain it.

Landing Page



Landing Page



Page Notes

Accessories

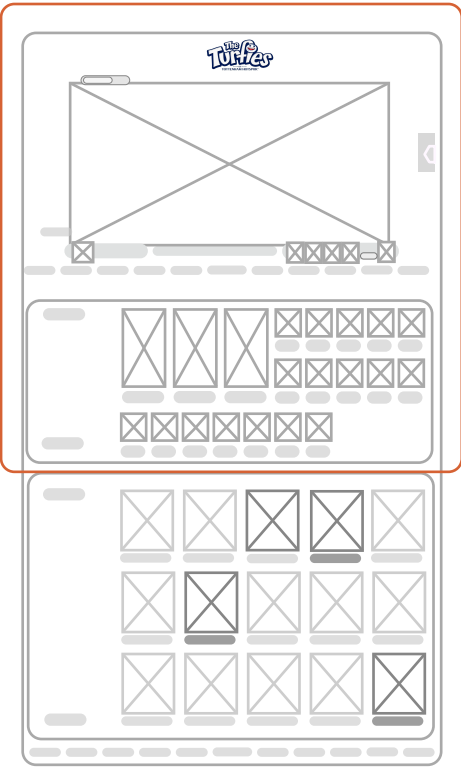
Note: - The trophy cabinet displays all available trophies, trophies already won will be displayed with an explanation of what they are and how they were won while trophies still be acquired are silhouetted and greyed out. The player can click on the information bar below the image to discover what you would have to do to obtain it.

Page Notes

Note: - The 5 displayed friends are displayed on a random basis, each time a player logs on a new selection of friends will be displayed.. if they have more than 5 friends.

Note: - The trophy cabinet displays all available trophies, trophies already won will be displayed with an explanation of what they are and how they were won while trophies still be acquired are silhouetted and greyed out. The player can click on the information bar below the image to discover what you would have to do to obtain it.

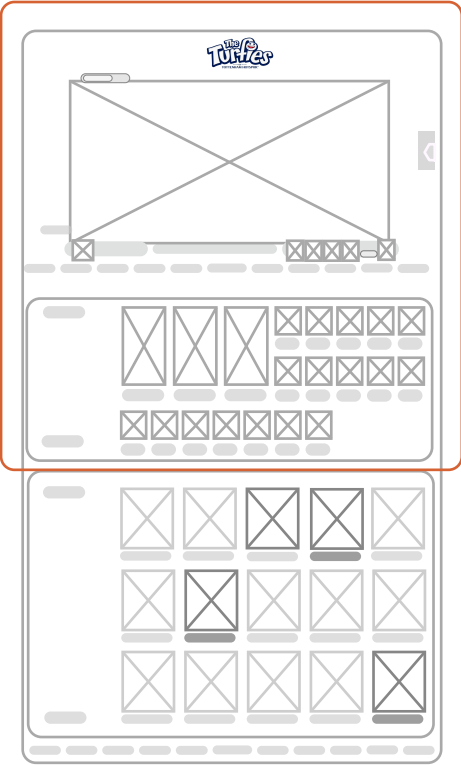
Landing Page



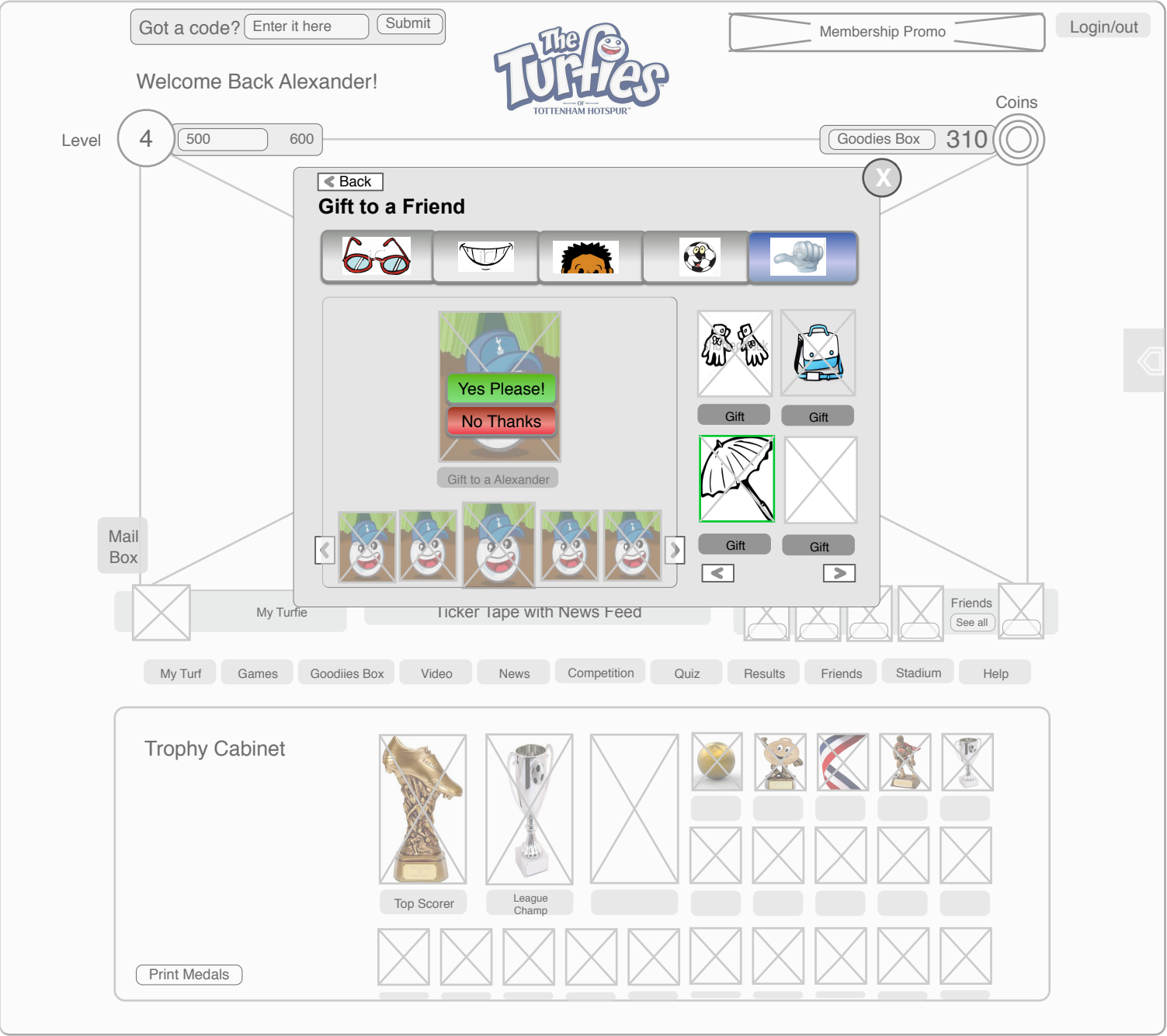
Landing Page



Landing Page



Landing Page



Page Notes

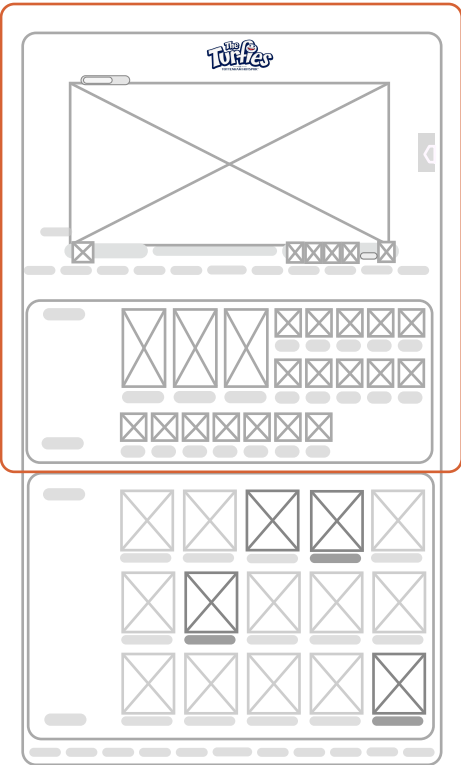
quick check to see if recipient has already got item - if so , prohibit gift with message.

Note: - The 5 displayed friends are displayed on a random basis, each time a player logs on a new selection of friends will be displayed.. if they have more than 5 friends.

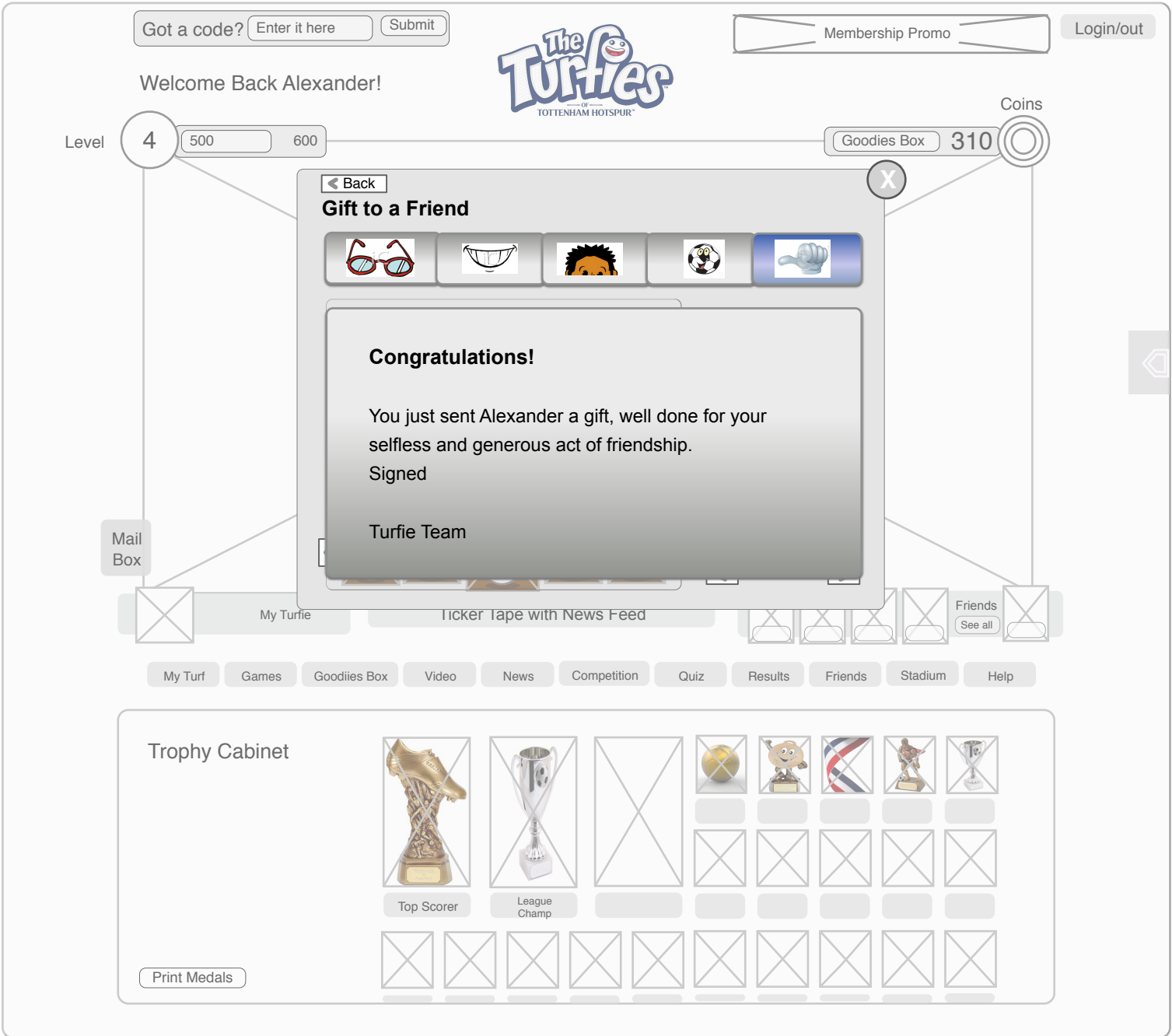
Note: - The trophy cabinet displays all available trophies, trophies already won will be displayed with an explanation of what they are and how they were won while trophies still be acquired are silhouetted and greyed out. The player can click on the information bar below the image to discover what you would have to do to obtain it.

Page Notes

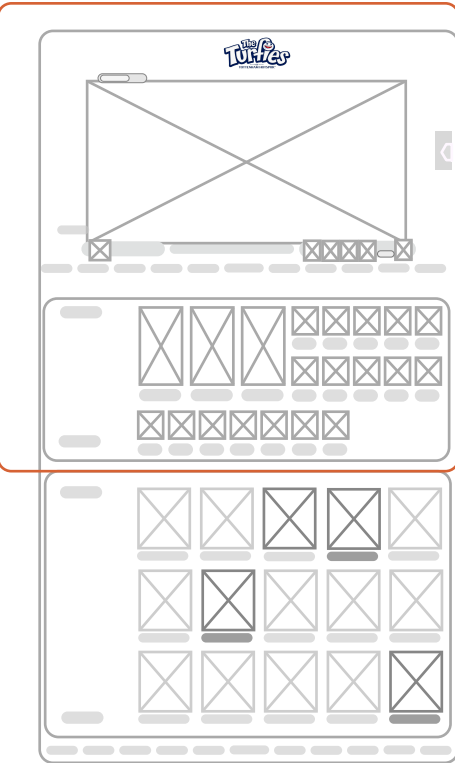
Landing Page



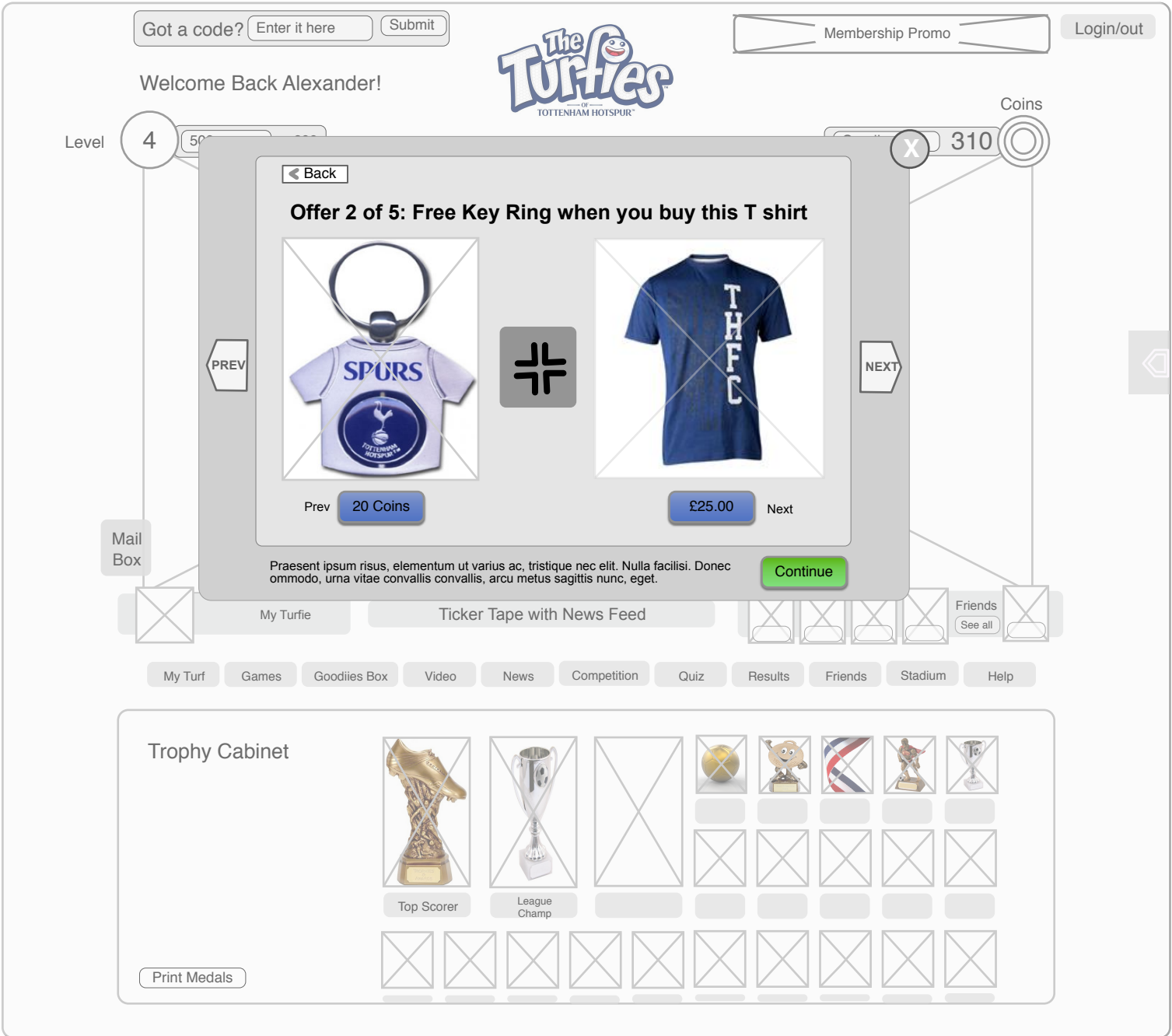
Landing Page



Landing Page



Landing Page

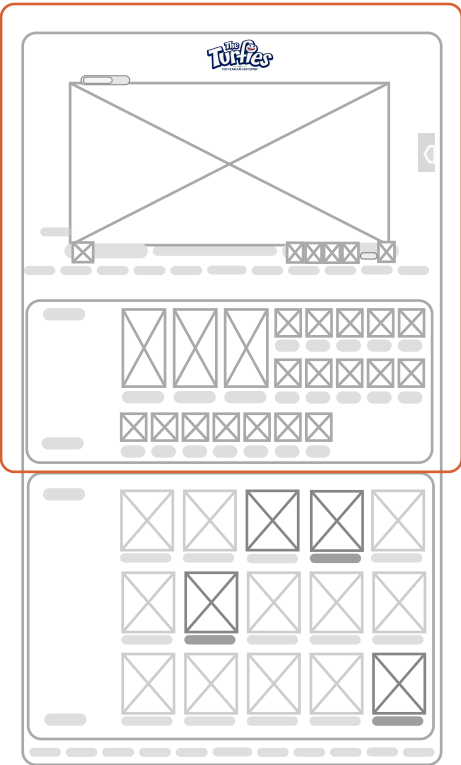


Page Notes

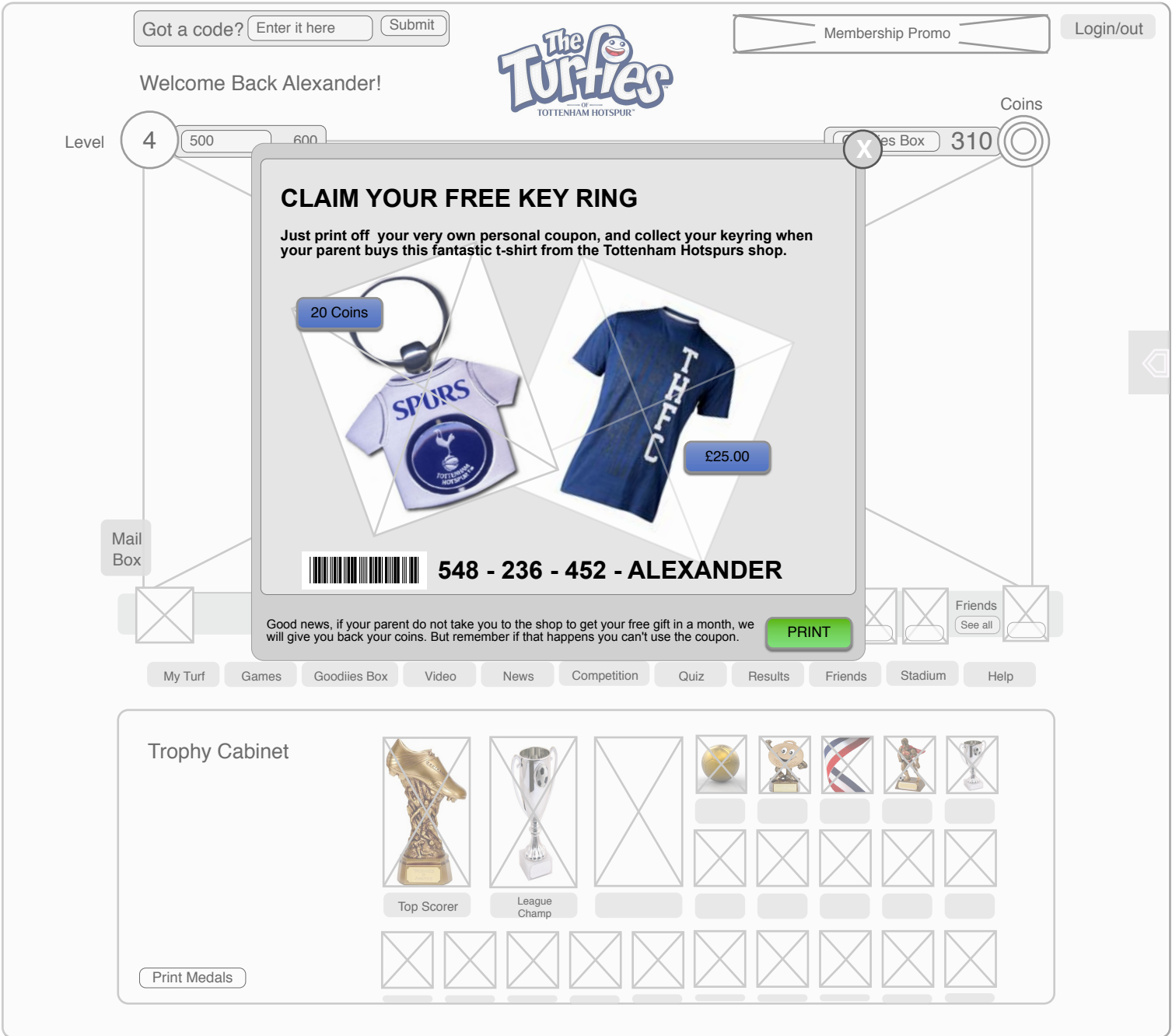
Note: - The 5 displayed friends are displayed on a random basis, each time a player logs on a new selection of friends will be displayed.. if they have more than 5 friends.

Note: - The trophy cabinet displays all available trophies, trophies already won will be displayed with an explanation of what they are and how they were won while trophies still be acquired are silhouetted and greyed out. The player can click on the information bar below the image to discover what you would have to do to obtain it.

Landing Page



Landing Page



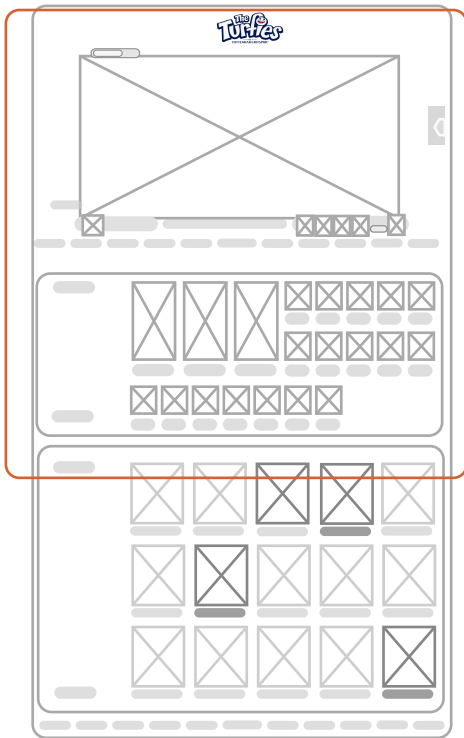
Page Notes

Note: email sent to parent with confirmation plus link to reprint if required - parameterise with user id and voucher ID.

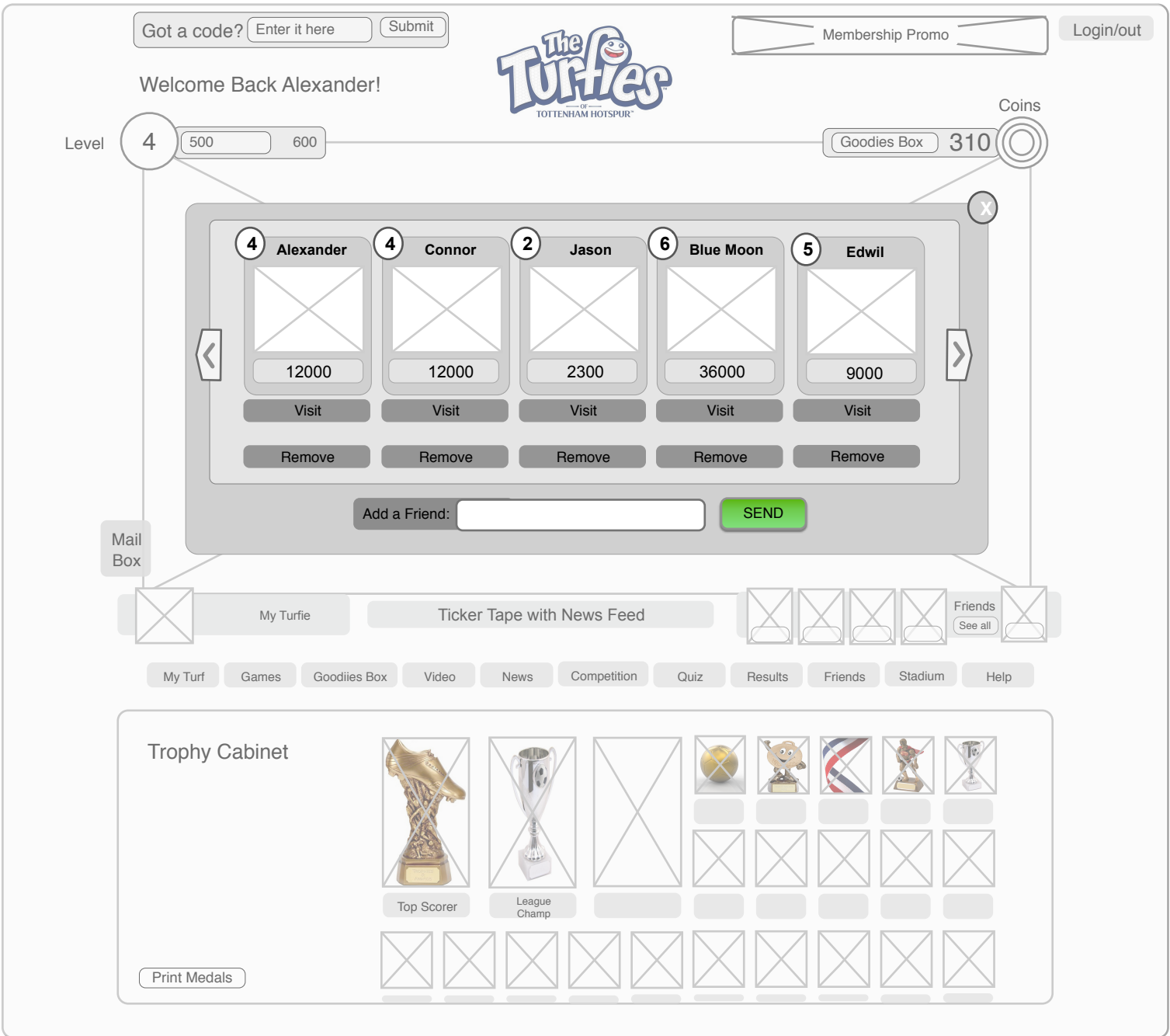
Note: - The 5 displayed friends are displayed on a random basis, each time a player logs on a new selection of friends will be displayed.. if they have more than 5 friends.

Note: - The trophy cabinet displays all available trophies, trophies already won will be displayed with an explanation of what they are and how they were won while trophies still be acquired are silhouetted and greyed out. The player can click on the information bar below the image to discover what you would have to do to obtain it.

Landing Page



Landing Page



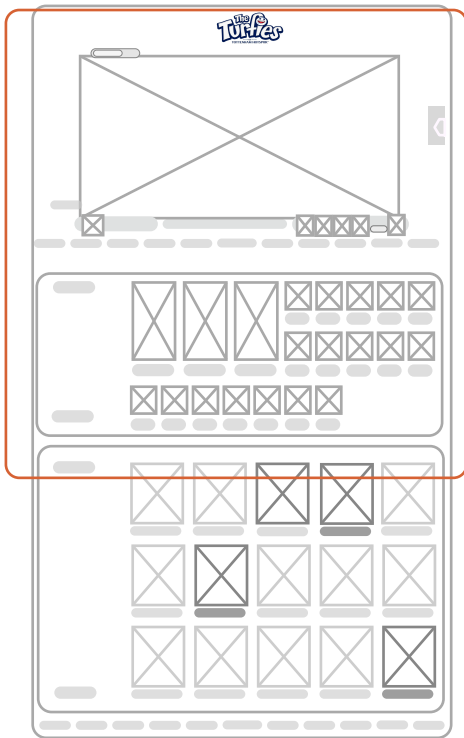
Page Notes

Change background colour .. or something when visiting friends houses

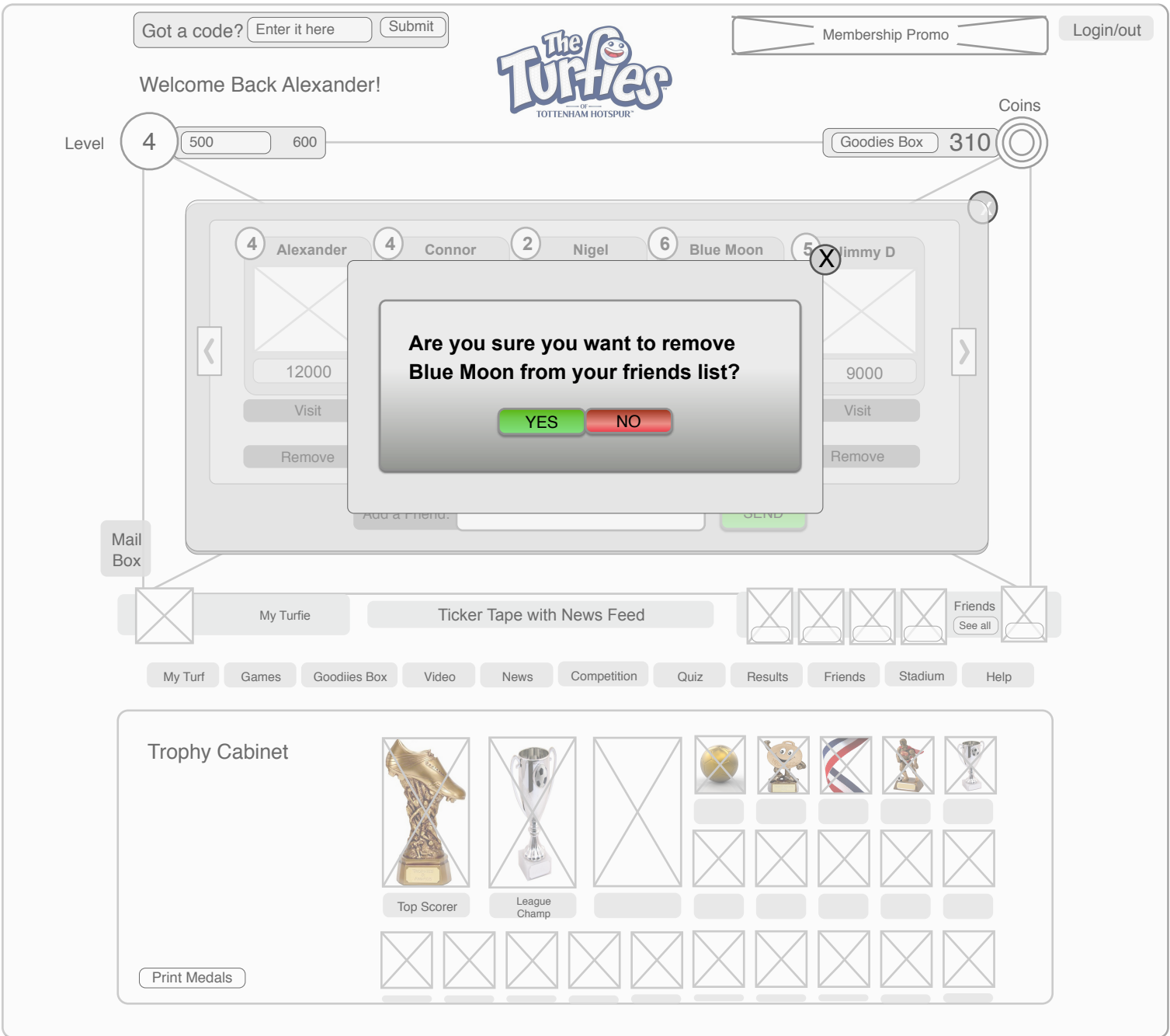
Note: - The 5 displayed friends are displayed on a random basis, each time a player logs on a new selection of friends will be displayed.. if they have more than 5 friends.

Note: - The trophy cabinet displays all available trophies, trophies already won will be displayed with an explanation of what they are and how they were won while trophies still be acquired are silhouetted and greyed out. The player can click on the information bar below the image to discover what you would have to do to obtain it.

Landing Page



Landing Page



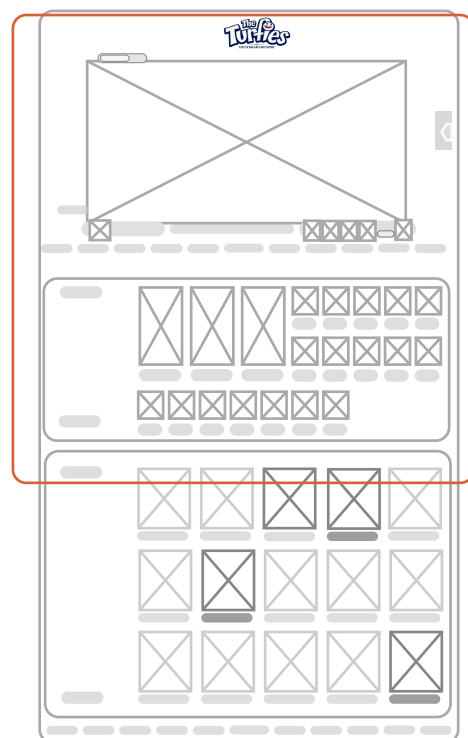
Page Notes

Praesent ipsum risus, elementum ut varius ac, tristique nec elit. Nulla facilisi. Donec ommodo, urna vitae convallis convallis, arcu metus sagittis nunc, eget.

Note: - The 5 displayed friends are displayed on a random basis, each time a player logs on a new selection of friends will be displayed.. if they have more than 5 friends.

Note: - The trophy cabinet displays all available trophies, trophies already won will be displayed with an explanation of what they are and how they were won while trophies still be acquired are silhouetted and greyed out. The player can click on the information bar below the image to discover what you would have to do to obtain it.

Landing Page



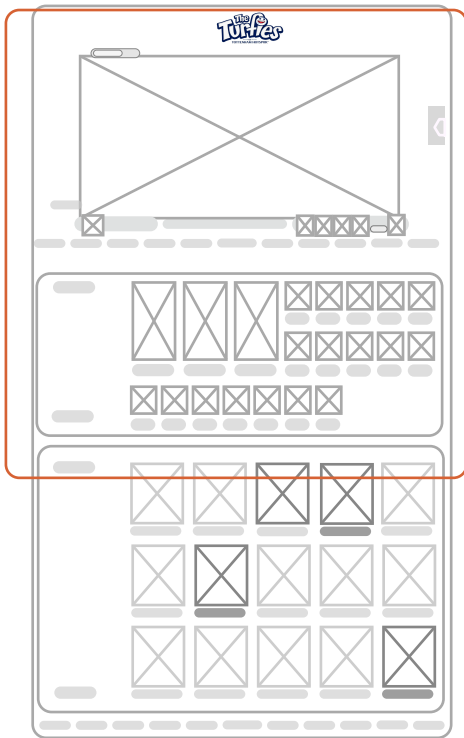
Landing Page



Page Notes

This screen is only seen when the player first goes to edit their 'Turfie' if they have not already chosen an area when first entering the site.

Landing Page



Landing Page



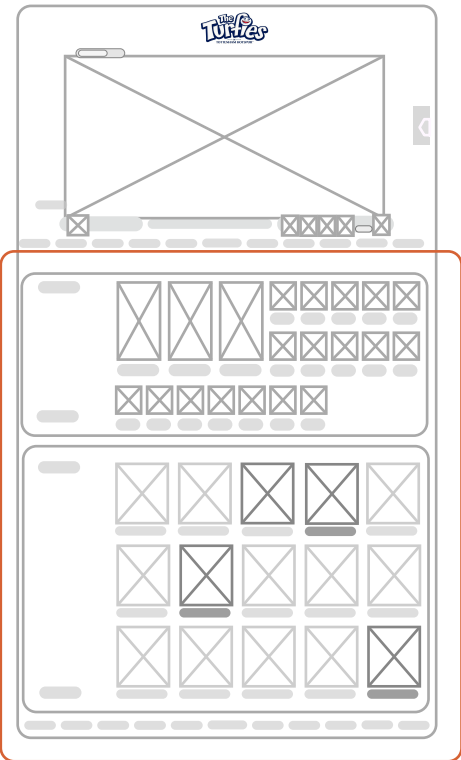
Page Notes

Praesent ipsum risus, elementum ut varius ac, tristique nec elit. Nulla facilisi. Donec ommodo, urna vitae convallis convallis, arcu metus sagittis nunc, eget.

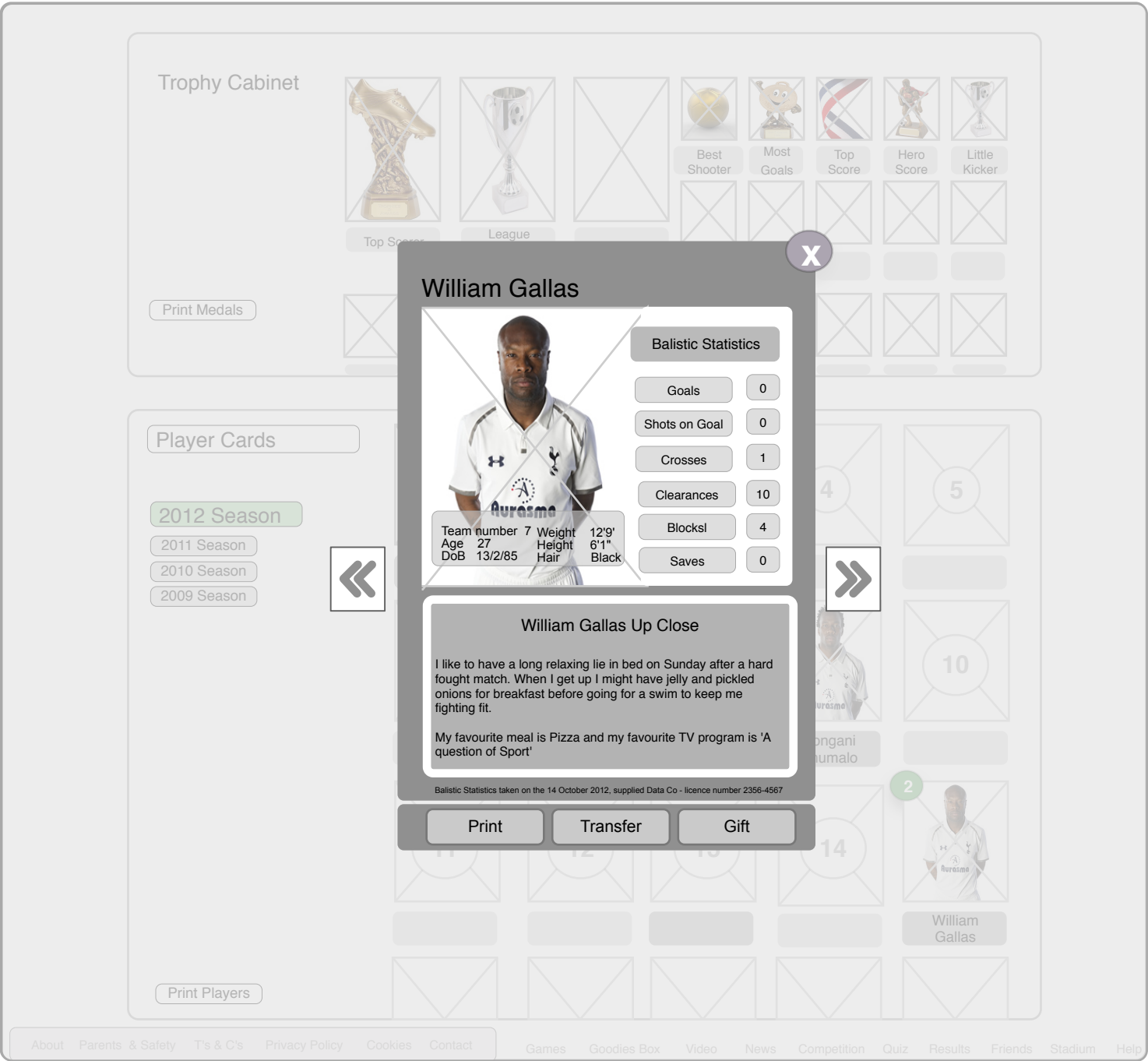
- 1 - Eyes and glasses
- 2 - Mouth, moustaches and beards
- 3 - Hair and hats
- 4 - Body style and colour
- 5 - Accessories (Handbags, walking sticks etc).

Turfie goods which are purchased in the shop are displayed in the appropriate column when the player goes to this screen.

Landing Page



Landing Page



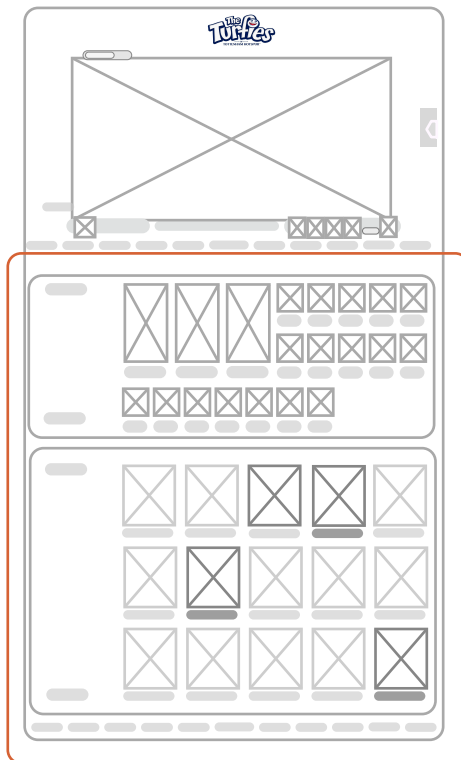
Page Notes

Copy at the bottom of the card should read something like -
Balistic Statistics taken on the 14 October 2012 and supplied
Data Co - licence number 2356-4567

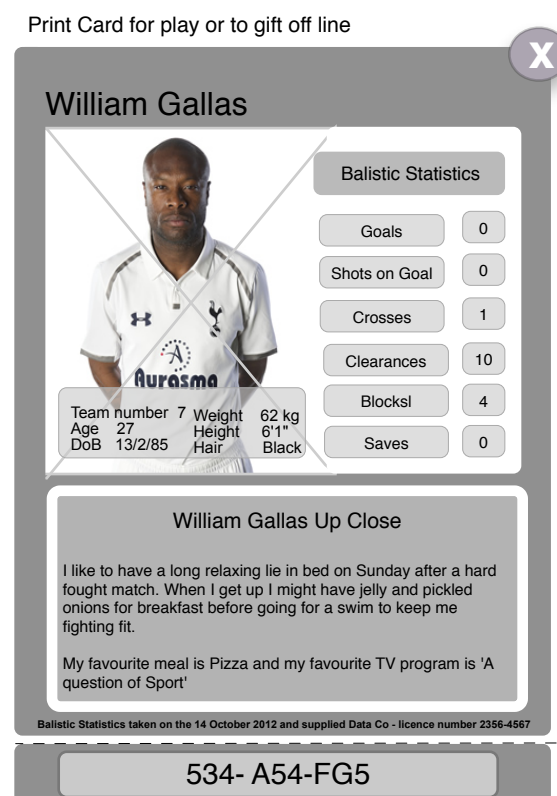
scrapbook idea to be fleshed out

Page Notes

Landing Page



Landing Page

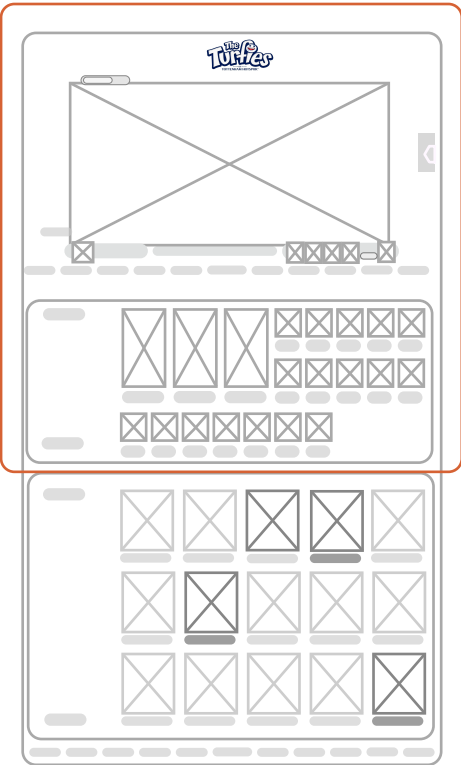


Games Goodies Box Video News Competition Quiz Results Friends Stadium Help

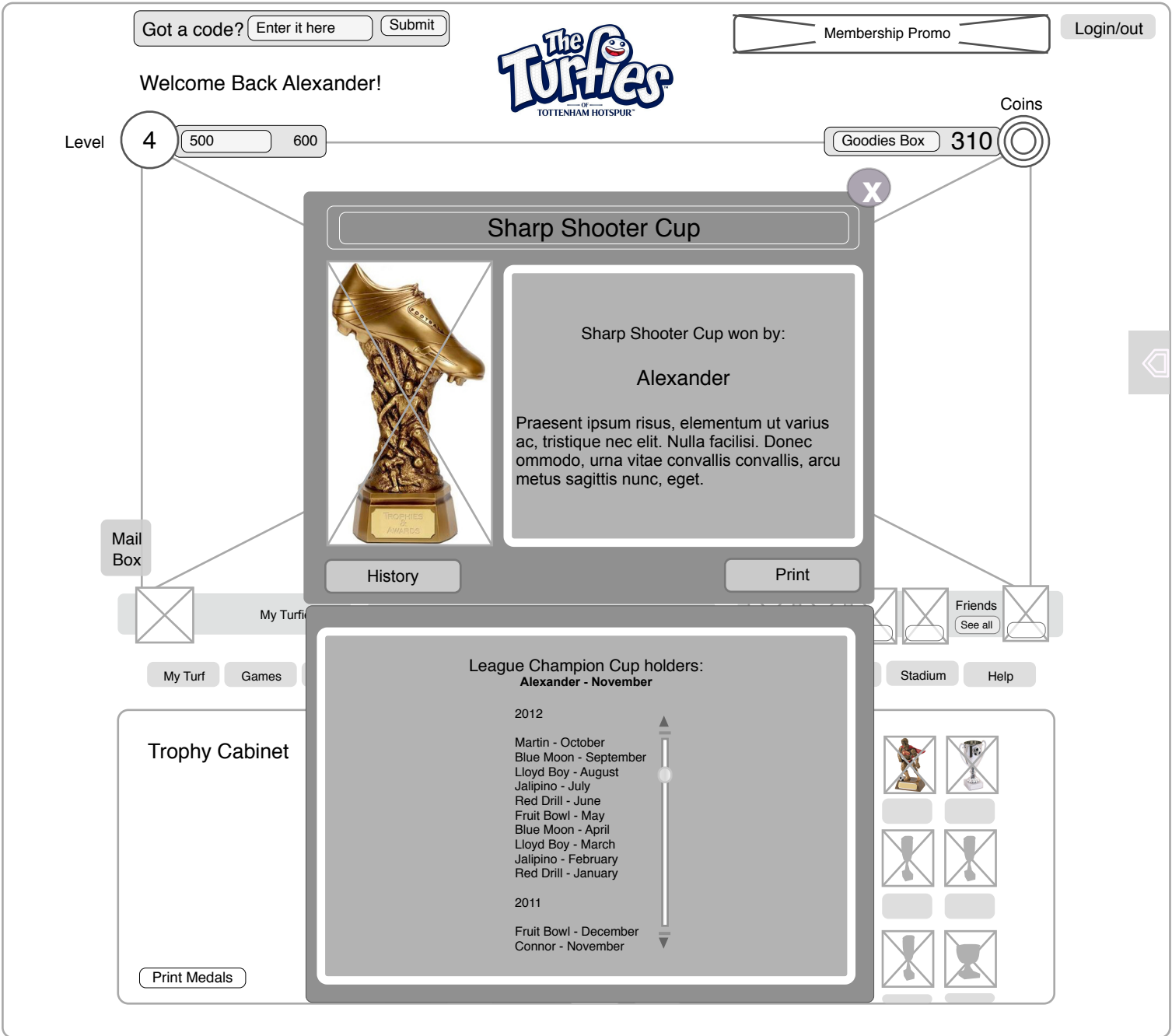
scrapbook idea to be fleshed out

not indicative of final design or nomenclature

Landing Page



Landing Page



Page Notes

Note: - The 5 displayed friends are displayed on a random basis, each time a player logs on a new selection of friends will be displayed.. if they have more than 5 friends.

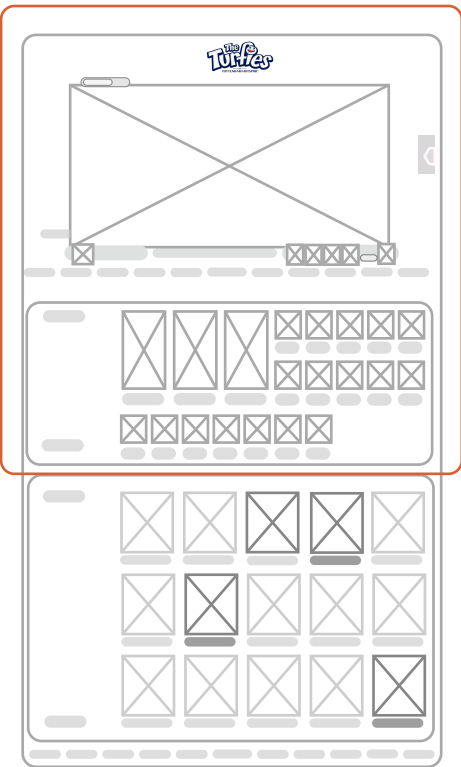
Note: - The trophy cabinet displays all available trophies, trophies already won will be displayed with an explanation of what they are and how they were won while trophies still be acquired are silhouetted and greyed out. The player can click on the information bar below the image to discover what you would have to do to obtain it.

Page Notes

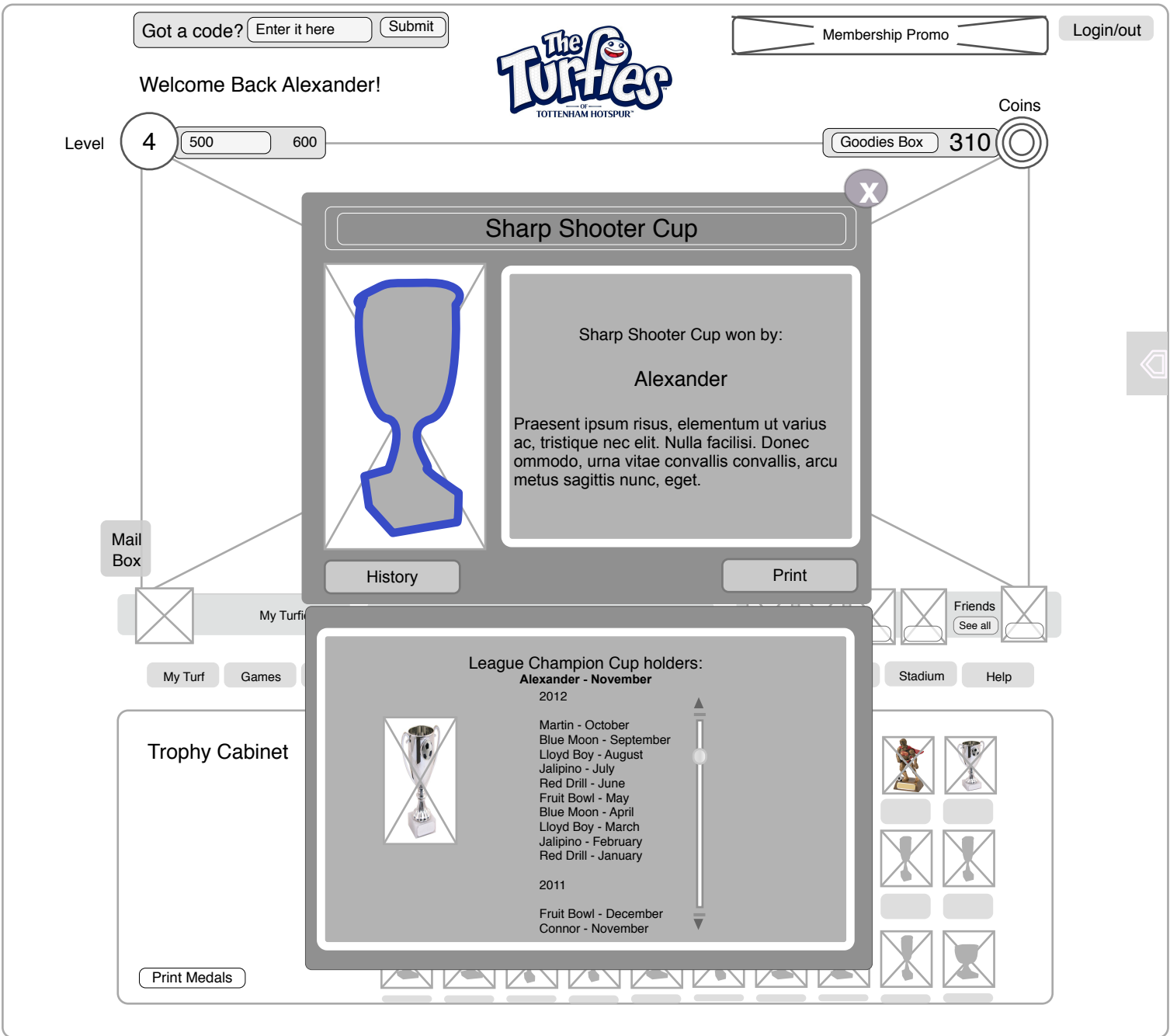
Note: - The 5 displayed friends are displayed on a random basis, each time a player logs on a new selection of friends will be displayed.. if they have more than 5 friends.

Note: - The trophy cabinet displays all available trophies, trophies already won will be displayed with an explanation of what they are and how they were won while trophies still be acquired are silhouetted and greyed out. The player can click on the information bar below the image to discover what you would have to do to obtain it.

Landing Page



Landing Page

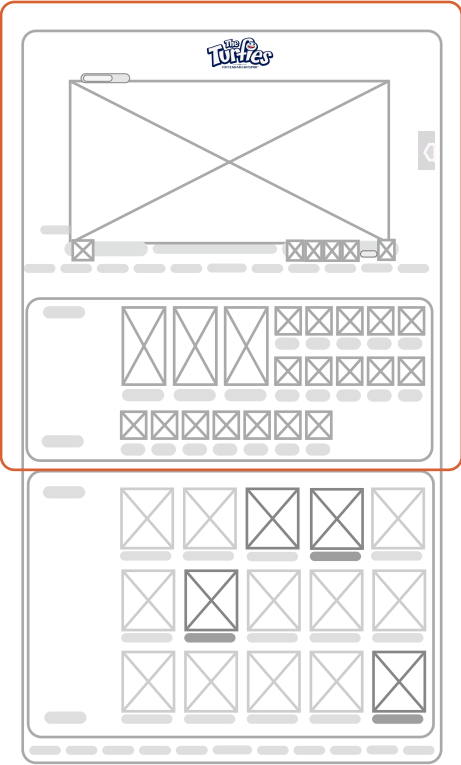


Page Notes

Note: - The 5 displayed friends are displayed on a random basis, each time a player logs on a new selection of friends will be displayed.. if they have more than 5 friends.

Note: - The trophy cabinet displays all available trophies, trophies already won will be displayed with an explanation of what they are and how they were won while trophies still be acquired are silhouetted and greyed out. The player can click on the information bar below the image to discover what you would have to do to obtain it.

Landing Page



Landing Page

